


THE AMERICAN ACADEMY OF FIXED PROSTHODONTICS



PREDICTABLE OUTCOMES

IN

PROSTHODONTIC TREATMENT

71st ANNUAL SCIENTIFIC SESSION

Friday, February 25, 2022

Saturday, February 26, 2022

CHICAGO MARRIOTT DOWNTOWN

7TH FLOOR BALLROOMS I, II, III

TABLE OF CONTENTS

MISSION AND GOALS	3
INTRODUCTION OF CORPORATE SPONSORS	4
ORIGIN AND HERITAGE	5
PAST PRESIDENTS	6
PRESIDENT'S MESSAGE	7
OFFICERS AND DIRECTORS	8-9
COMMITTEES AND PRESIDENTIAL APPOINTMENTS.....	10-13
PREVIOUS TYLMAN AWARD RECIPIENTS	14
PREVIOUS MOULTON, BAKER, GARVER-STAFFANOU AWARD RECIPIENTS AND HONORARY MEMBERS	15
ANNUAL MEMBERS FELLOWSHIP AND BUSINESS MEETING.....	16
PROGRAM CHAIRS	17
EXHIBITOR DIRECTORY	18
POSTER PROGRAM DIRECTORY	19-24
FRIDAY SCIENTIFIC PROGRAM.....	25
SATURDAY SCIENTIFIC PROGRAM	26
ANNUAL LUNCHEON.....	31

Tylman Award Presentations

Claude R. Baker Faculty Award Presentation

Garver-Staffanou Award Presentation

Moulton Award Presentation

Introduction of New Members

FRIDAY PROGRAM SPEAKERS AND SYNOPSES..... 27-30, 32-34

SATURDAY PROGRAM SPEAKERS AND SYNOPSES35-41

2023 PROGRAM PREVIEW 42

TENTATIVE 2023 MEETING DATE

February 24-25, 2023

The American Academy of Fixed Prosthodontics provides programs for its members that support its mission to foster excellence in the field of fixed prosthodontics, including promoting excellence in patient care and enhancing the professional lives of its members.

Continuing education programs are planned, developed, and managed by the AAFP Program Chair in consultation with the Continuing Dental Education Compliance Committee; the programs are in accordance with the Academy's mission and goals and the content includes the results of responses obtained from the written comments provided by course participants on the evaluation form.

ADA CERP is a service of the American Dental Association to assist dental professionals in identifying quality providers of continuing dental education. ADA CERP does not approve or endorse individual courses or instructors, nor does it imply acceptance of credit hours by boards of dentistry.

AAFP is a Recognized National Sponsor by FAGD/MAGD #214695

AAFP is an approved not-for-profit organization registered
in the state of Illinois: #23-7349704

13.5 hours credit for this course

ADA CERP®
Continuing Education Recognition Program

THE AMERICAN ACADEMY OF FIXED PROSTHODONTICS MISSION AND GOALS

The mission of The American Academy of Fixed Prosthodontics is to foster excellence in the field of fixed prosthodontics, implants, and esthetic dentistry through mutual study, participation, and cooperation.

The Academy shall:


1. Provide for educational enrichment of those with a recognized commitment and dedication to the field of fixed prosthodontics, implants, and esthetic dentistry.
2. Represent the discipline of fixed prosthodontics at all levels of the dental profession.
3. Promote excellence in patient care.
4. Promote excellence in teaching.
5. Encourage and support research in fixed prosthodontics.
6. Promote camaraderie and fellowship among the members of the Academy.

Authored by

Dr. Stephen D. Campbell

 **ivoclar**

 **straumann**



THE ORIGIN AND HERITAGE OF THE AMERICAN ACADEMY OF FIXED PROSTHODONTICS

The American Academy of Fixed Prosthodontics, originally The American Academy of Crown and Bridge Prosthodontics and renamed in 1991, has been and will continue to be the leading national voice of fixed prosthodontics. Its membership is composed of educators, clinical practitioners, and researchers in this important discipline of dentistry.

The purpose of this organization is to pursue, by mutual study and cooperation, activities reflecting a high and ethical standard of practice, teaching, and research in the art and science of crown and bridge prosthodontics.

The Academy originated in 1950 in Chicago, Illinois. The three men who deserve credit for its concept and preliminary planning are Dr. Stanley D. Tylman, Dr. Claude R. Baker, and Dr. George H. Moulton. These men of vision rallied other important leaders in the crown and bridge field to actively support their cause. Together, they planned an organizational meeting that took place at the Stevens Hotel on February 5, 1951. Those present at that meeting were Drs. Stanley D. Tylman, Arthur O. Klaffenbach, Robert P. Dressel, Alver Selberg, Charles E. Peterka, Earl A. Nelson, Claude R. Baker, and George H. Moulton. Dr. Baker was chosen as temporary chairman and Dr. Moulton as temporary secretary.

The next meeting took place in French Lick, Indiana, on March 19, 1951, where the tentative constitution and bylaws were presented for final approval. Charter members were initiated into the Academy on February 2, 1952, in Chicago, making this the first annual meeting of The Academy of Crown and Bridge Prosthodontics. We have continued to grow and expand our national and international membership to our present total of nearly 600 active and life members in 24 different countries.

Members of today have a proud heritage in the Academy. We continue to dedicate ourselves to the pursuit of knowledge, truth, and competency in research, in teaching, and in the clinical practice of crown and bridge prosthodontics.

Authored by Dr. Jesse T. Bullard

PAST PRESIDENTS

* Claude R. Baker.....1952-53	Ronald G. Granger.....1989
* Robert P. Dressel.....1954	* Maurice H. Martel.....1990
* E. David Shooshan.....1955	* Ronald D. Woody.....1991
* Earl Allen Nelson.....1956	* Albert J. Kazis.....1992
* L. Walter Brown, Jr.....1957	* William L. Nequette.....1993
* George H. Moulton.....1958	Dale L. Timberlake.....1994
* Francis B. Vedder.....1959	Jesse T. Bullard.....1995
* Stanley D. Tylman.....1960	* Harvey L. Colman.....1996
* William H. Hagen.....1961	Gerald J. Ziebert.....1997
* Everett Carl Brooks.....1962	* Richard D. Wilson.....1998
* Ernest B. Nuttall.....1963	Denny M. Smith.....1999
* Fred Norman Bazola.....1964	* Davis A. Garlapo.....2000
* John D. Adams.....1965	Stephen D. Campbell.....2001
* Robert Conley Zeisz.....1966	Richard R. Cavanaugh.....2002
* Willis Edward Corry.....1967	John T. Goodman.....2003
* Joseph E. Ewing.....1968	William W. Nagy.....2004
* E. Edward Kraus.....1969	Peter S. Lund.....2005
* Raymond M. Contino.....1970	H. Philip Pierpont.....2006
* Douglas H. Yock.....1971	Jane D. Brewer.....2007
* Philip Williams.....1972	Martin F. Land.....2008
* Douglas M. Lyon.....1973	John R. Agar.....2009
* Kenneth A. Morrison.....1974	Kent L. Knoernschild.....2010
* Robert Sheldon Stein.....1975	Stephen F. Rosenstiel.....2011
* John M. Schlick.....1976	J. Robert Kelly.....2012
* Charles L. Ziegler.....1976	Carl F. Driscoll.....2013
* Charles J. King.....1977	Julie A. Holloway.....2014
* Samuel E. Guyer.....1978	Jack Lipkin.....2015
* Roland W. Dykema.....1979	Steven Morgano.....2016
* Wade H. Hagerman, Jr.....1980	Gerald Santulli.....2017
* Robert D. Jeronimus.....1981	David Burns.....2018
* Lloyd L. Miller.....1982	Ariel Raigrodski.....2019
* John H. Emmert.....1983	* Stan Vermilyea.....2020
* Alfred C. Macaluso.....1984	Radi Masri.....2021
* Ernest B. Mingledorff.....1985	
Herbert Ptack.....1986	
* Ralph A. Yuodelis.....1987	
* William D. Culpepper.....1988	

* Deceased



Dr. James Dunne
President, 2021-2022

Dear Members, Guests, and distinguished colleagues,

Welcome to Chicago for our 71st Annual Scientific Session of the American academy of Fixed Prosthodontics. I am very excited to welcome all of you to Chicago for our live, in-person, and very exciting meeting. Program Chairs Drs. Duane Douglas and Damian Lee have assembled an exceptional slate of speakers this year, and I am truly grateful for the tremendous effort they put into the program.

As always there are some great opportunities to get together, or get back together. The Members Annual Business Meeting and Welcome Reception, multiple opportunities to reconnect with colleagues and exhibitors in the Exhibit Hall over Breakfasts, lunch, coffee and snacks, Annual Member and Guest Luncheon, Poster Presentation and Reception, and for New Members, a great opportunity to get to know Past Presidents and the Board of Directors at breakfast Saturday morning. Please take advantage of all our meeting has to offer – in addition to a great educational experience.

We have been monitoring the COVID situation diligently (and sometimes a bit frantically), checking in with Chicago.org, the Illinois Hotel and Lodging Association, other organizations holding live meetings, such as the Chicago Dental Society and organizations more similar in scale and size to ours, and we have worked closely with the Marriott to keep our Health and Safety Policy up to date and relevant.

Of course we realize that Omicron or the next variant to the COVID virus could change things in a heartbeat, but we are maintaining a positive outlook, keeping abreast of the latest scientific evidence and guidance, and hope and pray that we will be together in February.

Respectfully,

A handwritten signature in black ink that reads "James Dunne". The signature is stylized with a large, sweeping "J" and a long, horizontal stroke at the end.

Jim Dunne

AAFP President

OFFICERS AND DIRECTORS 2021-2022
STANDING COMMITTEES 2021-2022
AMERICAN ACADEMY OF FIXED PROSTHODONTICS

President

James T. Dunne, Jr
180 Holiday Rd.
Coralville, IA 52241
Phone: 319-331-6172
Email: aafpdunne@gmail.com

President-Elect

Jennifer Kuracina
6435 Webster Rd.
Orchard Park, NY 14127-1835
Phone: 716-662-7229
Email: jenkdds93@yahoo.com

Vice President

Sarit Kaplan
6720 B Rockledge Drive
Suite #125
Bethesda, Maryland 20817
Phone: 410-706-7046
Email: sarkaplandmd@gmail.com

Past President

Radi Masri
Dept. of Endodontics,
Prosthodontics and Operative Dentistry
650 W. Baltimore St., 6 North, Office #6253
Baltimore, MD 21201
Phone: 410-706-7047
Email: rmasri@umaryland.edu

Secretary

Stephen F. Rosenstiel
6661 Merwin Road
Columbus, Ohio 43235
Phone: 614-761-1927
Email: aafpsec@gmail.com

Treasurer

Douglas Phillips
87 Forest Road
Asheville, NC 28803
Phone: 866-254-0280
Fax: 866-890-5657
Email: dbpaafp@gmail.com

DIRECTORS 2022

Jack Marincel

2800 College Ave. Alton, IL 62002

Phone: 618-474-7000 | E-mail: jmarinc@siue.edu

Geoffrey Thompson

1766 Cass Ct. Libertyville, IL 60048

Phone: 847-247-9389

E-mail: geoffrey.thompson@marquette.edu

DIRECTORS 2023

Judy Yuan

801 South Paulina St., Room 304 College of Dentistry
(MC555) Chicago, IL 60612

Phone: 312-355-4027 | Email: yuanyudy@uic.edu

Duane Douglas

1316 Gerber Woods Edwardsville, IL 62025-3101

Phone: 618-258-1300 | Email: rodougl@siue.edu

Ramtin Sadid-Zadeh

1807 Elmwood Ave., Apt. 116 Buffalo, NY 14207

Phone: 716-829-6361 | Email: rsadidza@buffalo.edu

DIRECTORS 2024

Darshanjit (DJ) Pannu

GC 1135 The Dental College of Georgia, Augusta University
1120 15th St. Augusta, GA 30912

Phone: 706-721-8232 | Email: dpannu@augusta.edu

Ken Chen

3302 Gaston Ave. Room 731-1 Dallas, TX 75246

Phone: 214-828-8197 | Email: tonberry321@hotmail.com

WEBMASTER

Sangeetha Raghavendra

108 Scoville Rd. Avon, CT 06001

Phone: 860-673-5755

Email: raghavendra.sangeetha@gmail.com

CREDENTIALS COMMITTEE

Elena Nazarova 2022, Chair
FoteiniTouloumi 2022
Joseph Breitman 2023
Pamela Maragliano 2023
Phil Pierpont 2023
Viensuong Nguyen 2024

JPD EDITORIAL LIAISON

Darshanjit Pannu

PROGRAM COMMITTEE

Damian Lee 2022
Duane Douglas 2022
Sarit Kaplan 2023
Ariel Raigrodski 2023

LOCAL ARRANGEMENTS COMMITTEE

Dima Ghunaim 2023, Chair
James Ywom AV Consultant 2023
Hatem Gilani 2023
Aneequa Malik 2024

GEORGE MOULTON AWARD COMMITTEE

Martin Land 2022, Chair
Carl Driscoll 2023
James (Bryan) McLoughlin 2022
John Agar 2023
Lino Calvani 2023

STRATEGIC PLANNING COMMITTEE

Carlo Ercoli 2024, Chair
Radi Masri 2022 Immediate Past President
Alejandro Peregrina 2023
Jack Marincel 2024
Jennifer Kuracina, President Elect, Ex-Officio
Sarit Kaplan, Vice President, Ex-Officio

POSTER PROGRAM COMMITTEE

Ramtin Sadid-Zadeh 2022, Chair
Patchanee Rungruanganunt 2024
Amara Abreu 2025

TYLMAN RESEARCH COMMITTEE

Hai Zhang 2023, Chair
Hongseok An 2023
Ken Chen 2023
Yang Bin 2024
Patchanee Rungruanganunt 2024
Soraya Villarroel 2025
Elisandra Reyes-Peres 2025

NOMINATING COMMITTEE

Radi Masri, 2022, Chair
Jim Dunne 2023
Ariel Raigrodski 2022
Jennifer Kuracina 2023
Sarit Kaplan 2024

ARCHIVAL COMMITTEE

Phil Pierpont 2022, Chair
Myron Stein 2025
Martin Land ad hoc
Stephen Rosenstiel Ex-Officio

BYLAWS COMMITTEE

Martin Land, Parliamentarian and Chair
Gerry Santulli, Consultant

BUDGET AND FINANCE COMMITTEE

Duane Douglas 2023, Chair
Jee Kim 2022
Jennifer Kuracina, President-Elect, Ex Officio
Sarit Kaplan, Vice-President, Ex Officio
Douglas Phillips, Treasurer, Ex Officio

CONTINUING DENTAL EDUCATION COMPLIANCE COMMITTEE

Hiroshi Hirayama 2022, Chair
David Donatelli 2023
Dr. Mathew Kattadiyil 2024
Dr. Robert Walter 2024
Stephen Rosenstiel, Ex Officio

PUBLICITY AND COMMUNICATIONS COMMITTEE

Akanksha Srivastava, Chair and Newsletter Editor, 2025
Alexandra Yarborough 2023
Jennifer Kuracina 2023
Steve Rosenstiel Ex Officio

ETHICS COMMITTEE

Sarit Kaplan, Chair
Craig Neitzke 2023
Jung Nam 2022

CLAUDE R. BAKER TEACHING AWARD IN FIXED PROSTHODONTICS

Sarit Kaplan 2022, Chair
Alexandra Yarborough 2023
Hesham Nouh 2023
Garin Liu 2022
Sorin Uram-Tuculescu 2023

INFORMATION TECHNOLOGY COMMITTEE

Sangeetha Raghavendra 2022, Chair
Alexander Bendayan 2022
Seung (Chris) Kee Choi 2023

GARVER-STAFFANOU PROSTHODONTIC RESIDENCY EDUCATOR AWARD

Gillian Alexander Hazboun 2023, Chair
Aram Kim 2024
Geoffrey Thompson 2024
Sloan McLaughlin 2022

EXHIBITS COMMITTEE

Soni Prasad 2024, Chair
Darshanjit Pannu 2024
Maryam Mobarhan 2023
Jack Marincel, ad hoc

RESEARCH IN FIXED PROSTHODONTICS

Committee A

Paul de Kok 2022, Chair
Edward Chao Chien 2022
Peixi Liao 2022

Committee B

Marianella Sierralta 2023,
Chair
Yuan-Lynn Hsieh 2023
Peixi Liao 2023

INVESTMENT COMMITTEE

Jennifer Kuracina 2022, Chair
Duane Douglas
Doug Phillips
Jack Marincel

STANDING PRESIDENTIAL APPOINTMENTS 2021-2022

PARLIAMENTARIAN

Martin Land

SECRETARY FOR GUESTS

Douglas Phillips

MEETING DIRECTOR

Damian Lee

CHAPLAIN

Sarita Arteaga

ACP PROSTHODONTIC FORUM REPRESENTATIVES

Radi Masri
Jennifer Kuracina, Alternate

PREVIOUS 1ST PLACE WINNERS OF THE TYLMAN AWARD

1979: James N. Ciesco	2001: Salman A. Lakhani
1980: Boris Schwartzman	2002: Periklis Proussaefs
1981: Timothy O. Hart	2003: Luis Keys
1982: Not awarded	2004: Vanesåsa Swain
1983: David Alan Chance	2005: Philip Tan
1984: Jeffrey L. Hudgins	2006: Kelly Coppins Wood
1985: George W. Kay	2007: Heather J. Conrad
1986: Anthony J. G. Dickinson	2008: Keith L. Guzaitis
1987: Izchak Bartzilay	2009: Islam Khasawneh
1988: Susan E. Brackett	2010: Daniel Domagala
1989: Not awarded	2011: Seok-Hwan Cho
1990: Shane N. White	2012: Monica Parekh
1991: Not awarded	2013: Matthew Anderson
1992: Not awarded	2014: Matilda Dhima
1993: Louis Menegotto	2015: Aurora Dibner
1994: Syed Faheem Rasool	2016: Diane Vo
1995: Fonda G. Robinson	2017: William Wahle
1996: Paula K. Yliheikkila	2018: Michele Buda
1997: Kevin H. O'Boyle	2019: Ryan Mizumoto
1998: David G. Gratton	2020: Nisha Patel
1999: Douglas E. Ford	2021: Amir Hossein Nejat
2000: Reza Heshmati	

*date listed is date awarded – award adjudicated in the preceding year

Special thanks to the
 Editorial Council of the Journal of Prosthetic Dentistry
 for its ongoing support of the
 Tylman Research Program

PREVIOUS MOULTON AWARD RECIPIENTS

1992: George H. Moulton	2007: Stephen D. Campbell
1993: Ernest B. Nuttall Max Kornfeld	2008: Don G. Garver
1994: Robert J. Nelson	2009: Steven Aquilino
1995: Everitt V. Payne	2010: Harold Litvak
1996: Samuel E. Guyer	2011: Bill B. Lefler
1997: Roland W. Dykema	2012: Denny M. Smith
1998: Herbert T. Shillingburg, Jr.	2013: Jesse T. Bullard
2000: Lloyd L. Miller	2014: Stephen F. Rosenstiel
2001: Ralph Yuodelis	2015: John R. Agar
2002: Robert S. Staffanou	2016: Carl Driscoll
2003: Maurice H. Martel	2017: Martin F. Land
2004: Ronald D. Woody	2018: J. Robert Kelly
2005: Charles J. Goodacre	2019: Jane Brewer
2006: Kenneth Malament	2020: William W. Nagy
	2021: Jack Lipkin

PREVIOUS BAKER AWARD RECIPIENTS

2003: Alvin Wee	2013: Not Awarded
2004: Ariel Raigrodski	2014: Alexander Bendayan
2005: Nyung G. Chang	2015: Matthew Palermo
2006: Patchnee Rungruanunt	2016: Fatemeh Afshari
2007: Shigemi Ishikawa-Nagai	2017: Aaron Cho
2009: Nadim Z. Baba	2018: Natalie Buu Hastings
2010: Mijin Choi	2019: Hesham Nouh
2011: Lillian M. Mitchell	2020: Not awarded
2012: Judy C-C Yuan	2021: Ramtin Sadid-Zadeh

PREVIOUS GARVER-STAFFANOU PROSTHODONTIC RESIDENCY EDUCATOR AWARD RECIPIENTS

2010: Gerald Ziebert	2016: Hiroshi Hirayama
2011: Carl Jerry Andres	2017: Steven Aquilino
2012: John R. Agar	2018: Julie Holloway
2013: William Nagy	2019: Not awarded
2014: Carl Driscoll	2020: Geoffrey Thompson
2015: Wayne Campagni	2021: Matthew Kattadiyil

HONORARY MEMBERS

1956: Oscar P. Snyder	1976: Robert J. Nelsen
1958: Arthur O. Klaffenbach	2012: Charles Gibbs
1958: Ralph W. Malone	2019: Allen Steinbock
1959: George M. Hollenback	
1961: Floyd A. Peyton	
1976: Ralph Phillips	

MEMBERS ANNUAL BUSINESS MEETING AND WELCOME RECEPTION

RECEIVE YOUR BADGE & AVOID THE MORNING CRUSH



THURSDAY, FEBRUARY 24, 2022

4:30 – 5:00 PM

EARLY REGISTRATION FOR MEMBERS

4th Floor, Halsted Foyer

5:00 – 6:15 PM

MEMBERS ANNUAL BUSINESS

MEETING WITH CASH BAR

4th Floor, Marriott Ballroom

Attendance at these events is restricted to Academy Members.

PAST PRESIDENTS' AND NEW MEMBERS' BREAKFAST



Saturday, February 26, 2022

7:00 AM,

LINCOLNSHIRE ROOM

Salon I & II (6th Floor)


New Members, Past Presidents, Officers, Directors only please.

2022 PROGRAM CO-CHAIRS



Dr. Duane Douglas & Dr. Damian Lee

2021 PROGRAM CO-CHAIRS



Dr. Caroline Nguyen & Dr. Carl Driscoll

2023 PROGRAM CO-CHAIRS



Dr. Sarit Kaplan & Dr. Ariel Raigrodski

EXHIBITOR DIRECTORY

Dr. Soni Prasad, Chair Exhibits Committee

All breakfasts and coffee breaks are located in the Exhibit Hall, Salon III, 7th Floor

Company	Booth
35NEWTONS	129
BioHorizons	126
Brasseler USA	132
Cusp Dental Research, Inc.	102
Designs for Vision, Inc.	100
Ivoclar Vivadent	103*
j Refining	104
Kettenbach LP	124
Kuraray Nortake	101
Neoss	131
Quintessence Publishing Co., Inc.	122-123
SAM Dental	116-117
Straumann USA	120-121*
Weave	128
Whip Mix Corporation	136-137
Zero Gravity	119

*Sponsors

The American Academy of Fixed Prosthodontics
71st Annual Scientific Session
Friday, February 25, 2022
The Chicago Marriott Hotel Downtown
5:15 – 7:00 p.m. Chicago Ballroom, 5th Floor

1. Tylman Award First Place Winner:
The accuracy of different digital impression techniques and scan bodies for complete-arch implant-supported reconstructions
Presenter: Dr. Amir Hossein Nejat
Mentor: Dr. Karen Bruggers
Louisiana State University School of Dentistry
2. Tylman Award Second Place winner:
Accuracy of chair-side milling machines: Marginal fidelity and damage induction in milled materials
Presenter: Dr. Pakwan Varapongsittikul
Mentor: Dr. John Sorensen
University of Washington School of Dentistry
3. Tylman Award Third Place Winner:
Accuracy of abutment-level versus implant-level digital impressions for complete arch fixed implant prostheses
Presenter: Dr. Unnur Jensen
Mentor: Dr. John Sorensen
University of Washington School of Dentistry
4. Two techniques for fabricating CAD/CAM interim pink-and-white hybrid prostheses
Presenter: Dr. Wanjin Kim and Dr. Gregory Tao
Mentor: Dr. Avinash Bidra
University of Connecticut School of Dental Medicine
5. Teeth and scan bodies borne surgical guide for implants placement- Technique
Presenter: Dr. Lujain Kurdi
Mentor: Dr. Geoffrey A. Thompson
Marquette University School of Dentistry
6. Effect of silver diamine fluoride on the surface roughness of dental ceramics
Presenter: Dr. Tintu Sara Chandy
Mentor: Dr. Radi Masri
University of Maryland School of Dentistry
7. Evaluation of zirconia cleaners for decontaminating zirconia dental ceramics
Presenter: Dr. Vanessa Villalobos
Mentor: Dr. Jimmy Londono
The Dental College of Georgia at Augusta University

8. Occlusion guidelines for the completely edentulous implant patient
Presenter: Dr. Marco Bergamini
Mentor: Dr. Van Ramos Jr.
University of Washington School of Dentistry
9. An alternative method of impression making and model fabrication
Presenter: Dr. Chitipat Siri Wittayacharoen and Dr. Ken Jenn-Hwan Chen
Mentor: Dr. Ken Jenn-Hwan Chen
Texas A&M College of Dentistry
10. Validation of replication of the anterior guidance designed with dynamic virtual articulation
Presenter: Dr. Bright Chang and Dr. Aikaterini Anastasaki
Mentor: Dr. Wen Chou Wu
University of Alabama School of Dentistry
11. Viability and proliferation assessment of gingival fibroblasts cultured on silver nanoparticle-doped Ti-6Al-4V surfaces
Presenter: Dr. Dimitra Vasilaki
Mentor: Dr. Konstantinos Michalakos
Aristotle University of Thessalonik
12. Use of telescopic RPD in an extremely worn and compromised dentition
Presenter: Dr. Eleftheria Zachari
Mentor: Dr. Petros Koidis
Aristotle University of Thessalonik
13. Internally weighted milled digital denture: Clinical report
Presenter: Dr. Heba Mandourah
Mentor: Dr. Ramtin Sadid-Zadeh
University at Buffalo School of Dental Medicine
14. Knowledge about dental implant treatment: A survey of dental implant patients
Presenter: Dr. Sharon Vincenty
Mentor: Dr. Avinash Bidra
University of Connecticut School of Dental Medicine
15. Digital split impression tray for patients with microstomia
Presenter: Dr. Ariana Rodríguez
Mentor: Dr. Damian Lee
The Ohio State University College of Dentistry
16. What do you know about hypophosphatasia?
Presenter: Dr. Abdullah Aldosari
Mentor: Dr. Damian Lee
The Ohio State University College of Dentistry
17. Methodologies of determining and accessing abutment screw of cement retained implant restorations
Presenter: Dr. Yale Lee
Mentor: Dr. Stacy Yu
Naval Postgraduate Dental School

18. Fabrication of maxillary complete denture opposing mandibular overdenture on subperiosteal implants
Presenter: Dr. Hussain Al-Humood
Mentor: Dr. Wei-Shao Lin
Indiana University School of Dentistry
19. Time-dependent dimensional stability of peri-implant soft tissues during impression making
Presenter: Dr. Renz Antonio and Dr. Jeffrey Hoyle
Mentor: Dr. Stacy Yu
Naval Postgraduate Dental School
20. A semi-digital impression technique to capture soft tissue of an ovate-pontic site
Presenter: Dr. Mary Rondeau
Mentor: Dr. Stacy Yu
Naval Postgraduate Dental School
21. A hybrid approach and use of monolithic Zr-crowns for restoring worn dentitions
Presenter: Dr. Rafailia Karpouzi
Mentor: Dr. Michalakis Konstantinos
Aristotle University of Thessaloniki
22. Digitally designed bar on quad zygomatic implants to rehabilitate extremely atrophic maxilla
Presenter: Dr. Toshiki Nagai
Mentor: Dr. Wei-Shao Lin
Indiana University School of Dentistry
23. Developing a monoblock post and core system using the injectable resin technique
Presenter: Dr. Ruhaniyot Kaur Cheema
Mentor: Dr. Chin Chuan Fu
University of Alabama School of Dentistry
24. Utilizing digital facial scanners to improve virtual wax-up success
Presenter: Dr. Ian Colling
Mentor: Dr. Stacy Yu
Naval Postgraduate Dental School
25. Impact of implant material type on fracture of screw-retained crowns after fatigue-load
Presenter: Ms. Abigail Romano
Mentor: Dr. Ramtin Sadid-Zadeh
University at Buffalo School of Dental Medicine
26. Bond strength of resin cement to prosthetic polymers
Presenter: Dr. Vinita Pankaj Ved
Mentor: Dr. Daniel A Givan
University of Alabama School of Dentistry

27. Effect of implant abutment geometry and preload using torque angle analysis
Presenter: Dr. Jacqueline Chow
Mentor: Dr. Damian Lee
The Ohio State University College of Dentistry
28. In vitro evaluation of translucency and color stability of CAD/CAM polymer-infiltrated ceramic materials after accelerated aging
Presenter: Dr. Hassan Alamri
Mentor: Dr. Damian Lee
The Ohio State University College of Dentistry
29. Management of Axenfeld-Rieger Syndrome considerations with dental care? A review of the literature and case report
Presenter: Dr. Brandon Yeager
Mentor: Dr. Damian Lee
The Ohio State University College of Dentistry
30. Fracture strength of fatigue-loaded zirconia crowns assembled on zirconia and titanium implants
Presenter: Mr. Kevin Lin
Mentor: Dr. Ramtin Sadid-Zadeh
University at Buffalo School of Dental Medicine
31. Effect of screw tightening values on the positioning of implant intermediate abutments
Presenter: Dr. Yi-Cheng Lai
Mentor: Dr. Dean Morton
Indiana University School of Dentistry
32. A novel approach for immediate dentin sealing
Presenter: Dr. Omar HMS Moustafa
Mentor: Dr. Damian Lee
The Ohio State University College of Dentistry
33. Digital workflow for tooth-borne overdenture in 6-year-old patient with ectodermal dysplasia
Presenter: Dr. Christian Loo
Mentor: Dr. Damian Lee
The Ohio State University College of Dentistry
34. Gender and previous exposure effects on SARS-CoV2 vaccine
Presenter: Dr. Maisa Shirazi
Mentor: Dr. Bharat Joshi
NYU College of Dentistry
35. Rehabilitation of a patient with root reabsorption and amelogenesis imperfecta by a dual occlusal scheme technique
Presenter: Dr. Banubio Blen
Mentor: Dr. Tarek Kerdani
University of Iowa College of Dentistry

36. Retrofitting a worn external hex implant
Presenter: Dr. Jeff Chen
Mentor: Dr. Damian Lee
The Ohio State University College of Dentistry
37. Selection of material to compensate for the mandibular flexure on implant-supported fixed complete denture: Case report
Presenter: Dr. Catherine Arreaza
Mentor: Dr. Damian Lee
The Ohio State University College of Dentistry
38. Complex rehabilitation with dental implants using a digital workflow: A case report
Presenter: Dr. Sara Satin
Mentor: Dr. Radi Masri
University of Maryland School of Dentistry
39. Value characteristics of veneered porcelain on polychromatic zirconia
Presenter: Dr. Jeremiah Sparks
Mentor: Dr. Stacy Yu
Naval Postgraduate Dental School
40. A 3D printed surgical guide for both gingival and bone reduction for aesthetic crown lengthening - A technique
Presenter: Dr. Zainab AlBasry
Mentor: Dr. Geoffrey A. Thompson
Marquette University School of Dentistry
41. The impact of designing technology on the accuracy of computer-guided implant surgery: A pilot study
Presenter: Mr. Ahmed Aldaraji
Mentor: Dr. Rui Li
University at Buffalo School of Dental Medicine
42. Knowledge and perspectives about dental implant treatment: A survey of the general public
Presenter: Dr. Akshay Parmar
Mentor: Dr. Avinash Bidra
University of Connecticut School of Dental Medicine
43. Five-year survival of metal-acrylic fixed complete hybrid dental prosthesis: A retrospective study
Presenter: Dr. Justin Mackert
Mentor: Dr. Darshanjit Pannu
The Dental College of Georgia at Augusta University
44. Fully guided implant supported full mouth rehabilitation on a medically compromised patient
Presenter: Dr. Yi Ren
Mentor: Dr. Gerald Grant
University of Louisville School of Dentistry

45. Prosthetic articulator-based implant rehabilitation (PAIR) virtual patient: A technique bridging implant surgery and reconstructive dentistry
Presenter: Dr. Junying Li
Mentor: Dr. Tim Joda
University of Michigan School of Dentistry
46. A technique for improved gingival esthetics on full arch implant-supported acrylic resin prototype prosthesis
Presenter: Dr. Xiao Chun Li
Mentor: Dr. Avinash Bidra
University of Connecticut School of Dental Medicine
47. A digital workflow to fabricate FP-1 immediate prosthesis with TiUltra/On-1 abutments
Presenter: Dr. Jekita Kaenploy and Dr. Jaewon Kim
Mentor: Dr. Hyeongil Kim
University at Buffalo School of Dental Medicine
48. Impact of scanning protocols on clinical outcome of tooth-borne complete arch rehabilitation
Presenter: Dr. Lolowh Almogbel and Dr. Baraa Alsayed
Mentor: Dr. Ramtin Sadid-Zadeh
University at Buffalo School of Dental Medicine
49. CAD/CAM gothic arch tracing device designed by an open-source software
Presenter: Dr. Ahmet Orgev
Mentor: Dr. Wei-Shao Lin
Indiana University School of Dentistry

THE AMERICAN ACADEMY OF FIXED PROSTHODONTICS
SEVENTY-FIRST ANNUAL SCIENTIFIC SESSION
FRIDAY, FEBRUARY 25, 2022

PREDICTABLE OUTCOMES IN PROSTHODONTIC TREATMENT

- 7:00 a.m. Registration, 7th Floor Foyer
Continental Breakfast in Exhibit Hall, Salon III
- 8:00 a.m. WELCOME: Dr. James Dunne, President
Introductory Remarks, Drs. Duane Douglas &
Damian Lee, Program Chairs
- 8:15 a.m. Dr. Ryan Cook
Managing Complex Perio-Restorative Situations:
Anterior Tooth Borne Restorations
- 9:00 a.m. Dr. Avishai Sadan
Comprehensive, conservative, and predictable adhesive
solutions in complex fixed prosthodontics rehabilitations
- 9:45 a.m. REFRESHMENT BREAK
IN THE 7th FLOOR EXHIBIT HALL
All members, guests and students invited
- 10:30 am Dr. Tom Taylor
Guidelines for predictable implant occlusion
- 11:15 a.m. Dr. Matthias Kern
Minimally invasive anterior and posterior single tooth
replacement with bonded zirconia restorations.
- 12:00- ANNUAL LUNCHEON
- 2:00 p.m. FOR MEMBERS, GUESTS, AND GRADUATE STUDENTS
5th Floor Chicago Ballroom
- 2:00 p.m. Dr. Isabella Rocchietta
Severe alveolar defects treated by vertical Ridge
Augmentation or Vertical ridge augmentation by means
of GBR or similar
- 2:45 p.m. Dr. Rebecca Bockow
The Transverse Dimension –
What is it and Why do we care about it
- 3:30 p.m. BREAK IN THE 7th FLOOR EXHIBIT HALL
All members, guests and students invited
- 4:15 p.m. Dr. Marcos Vargas
Anterior composites – Improve your daily success
- 5:00 – ANNUAL MEMBER & GUEST COCKTAIL RECEPTION &
7:00 p.m. ANNUAL POSTER SESSION
Chicago Ballroom, 5th Floor
All members, guests and students invited

THE AMERICAN ACADEMY OF FIXED PROSTHODONTICS
SEVENTY-FIRST ANNUAL SCIENTIFIC SESSION
SATURDAY, FEBRUARY 26, 2022

PREDICTABLE OUTCOMES IN PROSTHODONTIC TREATMENT

- 7:00 a.m. Registration, 7th Floor Foyer
Continental Breakfast in Exhibit Hall, Salon III
- 8:00 a.m. Dr. Frank Spear
Integrating minimally invasive concepts in Complex Treatment Plans
- 8:45 a.m. Dr. Wei-Shao Lin
Between Tradition and Modernity: The Integration of Contemporary Technology in Practice
- 9:30 a.m. REFRESHMENT BREAK
IN THE 7th FLOOR EXHIBIT HALL
All members, guests and students invited
- 10:15 a.m. POSTER AWARDS
Dr. Carol Lefebvre
Dr. Ramtin Sadid-Zadeh, Poster Committee Chair
- 10:30 a.m. Dr. Carl Driscoll
Prosthodontic Treatment Planning of the Adolescent Patient - When Does it Begin and Who Should Be Involved?
- 11:15 a.m. Dr. Rella Christensen
Esthetic Fixed Prostheses Materials:
Multi-year controlled clinical evaluation related to formulations and expected physical properties
- 12:00- LIGHT LUNCHEON
- 1:30 p.m. Food Served in the 7th Floor Exhibit Hall, Salon III
(Exhibits will close at the start of the afternoon program)
- 1:30 p.m. Dr. Effie Habsha
Full mouth rehabilitation using a digital workflow
- 2:15 p.m. Olivier Tric - MDT, CDT
Evolution:
Adaptation to survive and strive in an Amazon world.
- 3:10 p.m. Dr. Karen Baker
Drug-Related Problems in Fixed Prosthodontics
- 4:00 p.m. CLOSING REMARKS
Dr. James Dunne, President
Dr. Duane Douglas, Program Co-Chair
Dr. Damian Lee, Program Co-Chair

For more Information about the Academy visit the AAFP Website:
www.fixedprosthodontics.org



Dr. Ryan Cook

Managing Complex Perio-Restorative
Situations: Anterior Tooth Borne
Restorations

Friday, February 25, 2022 | 8:15 a.m.

Synopsis:

Complex treatment plans require a multidisciplinary team approach to maximize therapeutic outcomes. Treating patients utilizing a multidisciplinary approach not only optimizes patient care, but also enhances a clinician's diagnostic skills.

This presentation will review the fundamentals of a multidisciplinary approach and illustrates how state of the art technology can supplement these fundamentals resulting in clinical excellence. Multiple and single unit restorations will be discussed from the treatment planning phase to final restoration in a step by step fashion that allows for easy assimilation into everyday practice.

Learning Objectives:

Problems facing the team such as

- Understanding restorative options in fixed prosthodontics and implant dentistry
- How diagnosis, treatment planning and initial patient presentation effects:
- Simplifying impression techniques
- Understanding how periodontal phenotype and phenotype modification techniques enhance anterior tooth borne and implant restorations.
- Ortho-Perio-Restorative factors that influence treatment outcomes
- Understand the importance of treatment sequencing in multidisciplinary care.
- Understanding how digital dentistry enhances communication.

Curriculum Vitae:

Ryan Cook DDS MS is originally from North Carolina where he graduated from North Carolina State University with a Bachelor of Science in Biochemistry and a Bachelor of Arts in Chemistry. He received his Doctor of Dental Surgery from the University of Southern California. Upon the completion of dental school, he was trained at the University of Texas Health Science Center- San Antonio in a dual residency program in Periodontics and Prosthodontics. During his residency he completed his Master of Science exploring the topic of Periodontal Phenotype/ Biotype and Labial Plate Thickness. He is a diplomate of the American Board of Prosthodontics and American Board of Periodontology. After maintaining a full-time practice in Laguna Niguel, California he entered academia where he is currently the Director of the Advanced Education in Prosthodontics, Director of the Advanced Education in Periodontology and a Stallings Distinguished Professor at the University of North Carolina at Chapel Hill Adams School of Dentistry.



Dr. Avishai Sadan

Comprehensive, conservative, and predictable adhesive solutions in complex fixed prosthodontics rehabilitations

Friday, February 25, 2022 | 9:00 a.m.

Synopsis:

With a conservative approach in mind, clinicians should be able to provide patients with minimally-invasive, functional, highly-esthetic, and long-lasting solutions. These solutions should take into consideration patient needs and desires, functional issues, available materials, and clinical approaches. Novel conservative restorative techniques are able to combine a variety of treatment modalities for a large range of clinical situations including some that until recently were not considered possible. This presentation provides a systematic and scientific approach for selecting esthetic treatment modalities based on original research data with special emphasis on techniques and new materials design and selection. The presentation will also focus on showcasing a host of customized solutions for comprehensive clinical situations that involve significant alterations of key clinical parameters such as VDO, occlusal schemes, interarch relations, etc. As predictable and advanced as these solutions are, they are not risk free; thus, failures and complications are still a clinical reality. Key risk factors will be discussed with the understanding that complex clinical rehabilitations have a much higher likelihood of complications and failures that have to be factored in prior to initiation of treatment.

Learning Objectives:

- Understand challenges related establishing a stable adhesive interface to ceramic and composite based material
- Choose restorative solutions that are age appropriate
- Understand the advantages and limitation of ceramic vs contemporary resin composite CAD/CAM solutions

Curriculum Vitae:

Avishai Sadan was named dean of the Herman Ostrow School of Dentistry of USC and the G. Donald and Marian James Montgomery Professor of Dentistry in September 2009. Under his leadership, the dental school has been consistently ranked at the top of private dental schools receiving research funds from the National Institute of Dental and Craniofacial Research. Sadan has spearheaded numerous educational and curricular innovations, including an emphasis on providing students with unique keystone experiences, using the latest technologies and treatment modalities. He also focuses on maintaining the school's strong faculty legacy, especially through the recruiting and mentoring of junior faculty members. The dental school includes the USC Division of Biokinesiology and Physical Therapy and the USC Mrs. T.H. Chan Division of Occupational Science and Occupational Therapy, both of which consistently rank among the top in the nation by the U.S. News & World Report. In 2010, the USC School of Dentistry received a naming gift — the largest gift ever received by a dental school from an individual — and was renamed the Herman Ostrow School of Dentistry of USC. Additionally, in 2015 the USC Division of Occupational Science and Occupational Therapy received the largest naming gift in occupational therapy and occupational sciences and was renamed the USC Mrs. T.H. Chan Division of Occupational Science and Occupational Therapy. The school completed the most successful fundraising campaign in dental education, raising an unprecedented amount of more than \$100 million. In 2019, Sadan received the Ellis Island Medal of Honor, a unique distinction presented annually to American citizens whose accomplishments in their field and inspired service to the United States are cause for celebration. Dr. Sadan was previously editor-in-chief of both Quintessence International and Quintessence of Dental Technology and has lectured and published nationally and internationally on biomaterials and esthetic and implant dentistry. Sadan obtained his DMD from the Hebrew University Hadassah School of Dental Medicine and completed both a residency and a fellowship in prosthodontics at the Louisiana State University School of Dentistry. He received an MBA from the USC Marshall School of Business.



Dr. Tom Taylor

Guidelines for predictable implant occlusion

Friday, February 25, 2022 | 10:30 a.m.

Synopsis:

Opinions vary widely as to what effect occlusion has on the long term success of dental implants. On one hand we have clinicians who feel that we must shield our implants from excessive load. On the other hand others feel that its simply impossible to overload an implant. The truth is probably somewhere in between these extremes. This presentation will focus on the available evidence and will attempt to give some guidance to the clinician.

Learning Objectives:

- Recognize the current evidence on the effect of occlusal loading on osseointegration.
- Understand the factors involved with determining risk associated with occlusal loading.
- Understand how implant design can affect long term fatigue resistance.
- Understand how occlusal loading can affect bone levels adjacent to implants.

Curriculum Vitae:

Dr. Taylor is professor and head, Department of Reconstructive Sciences and chairman, Division of Prosthodontics at the University of Connecticut School of Dental Medicine. He is involved in both clinical and laboratory research and has published extensively in the prosthodontic literature. He is a past editor of the International Journal of Oral and Maxillofacial Implants. Dr. Taylor served as executive director of as well as being past president of the American Board of Prosthodontics. He is also past president of the American College of Prosthodontists, the International College of Prosthodontists and the International Team for Implantology (ITI). He is past president of the Academy of Prosthodontics and the Greater New York Academy of Prosthodontics.



Dr. Matthias Kern

Minimally invasive anterior and posterior single tooth replacement with bonded zirconia restorations.

Friday, February 25, 2022 | 11:15 a.m.

Synopsis:

Resin-bonded fixed dental prostheses (RBFDPs, so-called Maryland bridges) with two metal retainer wings have been introduced 40 years ago for a minimal invasive replacement of missing teeth. However due to various reasons metal-ceramic, RBFDPs are not considered a comparable treatment modality to implants by most dentists.

Cantilevered anterior RBFDPs with a single ceramic retainer wing were introduced 25 years ago. They provide better esthetics and are less invasive than two-retainer RBFDPs. In the meantime long-term data with bonded zirconia restorations for this minimal invasive treatment option are available. Similar concepts are now also implemented for the replacement of posterior teeth that show promising medium-term outcomes comparable to single tooth implants.

This lecture summarizes when zirconia ceramic RBFDPs present a favorable, minimally invasive and less costly treatment alternative to single tooth implants..

Curriculum Vitae:

Matthias Kern graduated 1985 in Dentistry from Albert-Ludwigs University at Freiburg, Germany. He was Assistant Professor in the Department of Prosthodontics in Freiburg, from 1985-1991 and from 1994-1997. From 1992-1993 he was Visiting Research Associate Professor at the University of Maryland at Baltimore. Since 1997 he is Professor and Chairman of the Department of Prosthodontics, Propaedeutics and Dental Materials at the Christian-Albrechts University at Kiel, Germany.

In Dec 2011 Dr. Kern received the Schweitzer Research Award of the Greater New York Academy of Prosthodontics (GNYAP). From 2012-2016 Dr. Kern served as President of the German Society for Prosthetic Dentistry and Biomaterials (DGPro). In March 2020 Dr. Kern received the IADR Distinguished Scientist Award for Research in Prosthodontics and Implants. Dr. Kern serves in the Editorial Board of more than 10 peer-reviewed scientific journals and has published more than 400 scientific articles.



**ANNUAL
ACADEMY
LUNCHEON**
CHICAGO BALLROOM
5th Floor

Friday, February 25, 2022 | 12:00 p.m.

2021 STANLEY D. TYLMAN RESEARCH AWARDS*
DR. HAI ZHANG, CHAIR, TYLMAN RESEARCH COMMITTEE

FIRST PLACE AWARD

DR. AMIR HOSSEIN NEJAT

LOUISIANA STATE UNIVERSITY SCHOOL OF DENTISTRY
RESEARCH ADVISOR: DR. KAREN BRUGGERS

SECOND PLACE AWARD

DR. PAKWAN VARAPONGSITTIKUL

UNIVERSITY OF WASHINGTON SCHOOL OF DENTISTRY
RESEARCH ADVISOR: DR. JOHN SORENSEN

THIRD PLACE AWARD

DR. UNNUR JENSEN

UNIVERSITY OF WASHINGTON SCHOOL OF DENTISTRY
RESEARCH ADVISOR: DR. JOHN SORENSEN

CLAUDE R. BAKER FACULTY AWARD

DR. SARIT KAPLAN, CHAIR BAKER AWARD COMMITTEE

DR. RAMTIN SADID-ZADEH

2021 RECIPIENT

GARVER-STAFFANOU PROSTHODONTIC PROGRAM

DIRECTOR'S AWARD FOR EXCELLENCE

DR. GILLIAN ALEXANDER HAZBOUN, CHAIR,
GARVER-STAFFANOU AWARD COMMITTEE

DR. MATHEW KATTADIYIL

2021 RECIPIENT

GEORGE H. MOULTON AWARD OUTSTANDING ACHIEVEMENT
IN THE ART AND SCIENCE OF FIXED PROSTHODONTICS

DR. MARTIN LAND, CHAIR, GEORGE H. MOULTON AWARD COMMITTEE

DR. JACK LIPKIN

2021 RECIPIENT

PRESENTATION OF NEW AAFP MEMBERS

DR. ELENA NAZAROVA, CHAIR, CREDENTIALS COMMITTEE

*We wish to acknowledge the generous support of the Editorial Council of the Journal of Prosthetic Dentistry for the Tylman Research Program.



Dr. Isabella Rocchietta

Severe alveolar defects treated by vertical Ridge Augmentation or Vertical ridge augmentation by means of GBR or similar

Friday, February 25, 2022 | 2:00 p.m.

Synopsis:

Dental implants have been successfully implemented as a routine therapeutic approach in partially and fully edentulous patients.

Alveolar defects compromise the “prosthetically-driven” dental implant positioning, unless a detailed planning is performed prior to the surgical phase. Many techniques have been described to augment alveolar bone, including autogenous block grafts, titanium mesh, distraction osteogenesis, guided bone regeneration, just to name a few.

The use of Guided Bone Regeneration associated to non-autogenous scaffolds constitutes the standard of care of bone augmentation in all alveolar defects with or without implants, including the most severe vertical deficiencies. Choosing the correct therapeutic approach with the appropriate biomaterials is a fundamental player to achieve success in advanced GBR procedures.

Learning Objectives:

- To understand the biological principle of GBR in its clinical applicability
- Learn tips and tricks on how to perform Vertical GBR in severe defects
- Learn how to avoid and manage complications in GBR

Curriculum Vitae:

Dr. Isabella Rocchietta is Honorary Senior Research Associate to the department of Periodontology of the UCL Eastman Dental Institute, London. Lecturer for the Diploma in Implant Dentistry at The Eastman Dental Institute, UCL, London. MSc in Restorative and Aesthetic Dentistry from the University of Manchester, UK.

Currently elected Board Member of the EAO (European Academy for Osseointegration). Chairman of the EAO Junior Committee from 2007 to 2011 and member of the Experts Council of the Osteology Foundation. Author of several international peer reviewed publications and book chapters and International speaker on bone regeneration, bone grafting with growth factors, tissue engineering, soft and hard tissue neo-formation with autogenous living cells, osseointegration and implant protocols.

Dr. Isabella Rocchietta currently performs clinical work limited to periodontics and Implant dentistry in London, U.K. and in Milan, Italy.



Dr. Rebecca Bockow

The Transverse Dimension – What is it and Why do we care about it

Friday, February 25, 2022 | 2:45 p.m.

Synopsis:

The transverse dimension is an often overlooked yet key aspect to overall diagnosis and treatment planning. Correction of the transverse dimension helps ensure periodontal health, a well-fitting occlusal scheme, and is key to proper airway health. This course will review ways we diagnose the transverse dimension. We will discuss treatment options for different age groups, including early intervention, treatment of growing patients, and both surgical and non-surgical options for skeletally mature patients.

Learning Objectives:

- Why do we care about the transverse dimension?
- How do we diagnose it?
- What are treatment modalities for correcting a transverse discrepancy and are they different for different ages?

Curriculum Vitae:

Dr. Rebecca Bockow received her dental degree from the U of WA School of Dentistry. Upon graduation, Dr. Bockow practiced as a restorative dentist in Seattle for two years. In 2013, she completed her dual training in both Orthodontics and Periodontics from the U Penn School of Dental Medicine, where she also earned a Masters in Oral Biology.

Dr. Bockow is a board-certified orthodontist and periodontist. She is a resident faculty at Spear Education, and lectures to audiences internationally on topics including interdisciplinary treatment planning, airway and sleep disorders, skeletal growth and development, TAD expansion, and corticotomy-facilitated orthodontic therapy.

Dr. Bockow maintains a private practice in Seattle and Bellevue, limited to orthodontics.



Dr. Marcos Vargas

Anterior composites – Improve your daily success

Friday, February 25, 2022 | 4:15 p.m.

Synopsis:

Direct resin composites restorations provide patients with minimally invasive restorations while providing esthetics, longevity, and function; they are personally rewarding and cost effective. However, dental practitioners face difficulties while placing these restorations. This presentation will provide tips and techniques for achieving predictable restorations in daily practice, it will provide guidelines for shade selection, preparation, placement, achieving adequate proximal contacts and contouring a polishing.

Learning Objectives:

- Obtain proper shade for resin composites.
- Layer to mimic tooth structure.
- Contour and polish resin composites.

Curriculum Vitae:

Dr. Vargas received his DDS from Cayetano Heredia University in Lima, Peru in 1985. He attended a 2-year AEGD program with emphasis on restorative dentistry at the Eastman Dental Center in Rochester, New York. He received a Certificate in Operative Dentistry and Master of Science degree from the University of Iowa in 1994. Currently, Dr. Vargas is a professor in the Department of Family Dentistry at the University of Iowa. He teaches undergraduate and graduate students and has published extensively in the areas of dental materials, adhesion, resin composites, and ceramics. He participates extensively in continuing education, nationally and internationally with many hands-on seminars with resin composites. He has published more than 100 articles in peer review journals and other clinical cases. Dr. Vargas maintains a private practice limited to restorative dentistry with emphasis in esthetic dentistry.



Dr. Frank Spear

Integrating minimally invasive concepts in
Complex Treatment Plans

Saturday, February 26, 2022 | 8:00 a.m.

Synopsis:

On a regular basis in practice, clinicians are faced with patient presentations that go beyond the simple decision of, does a tooth need a restoration or not? Those more difficult decisions often involve situations such as, an anterior tooth presents with a horizontal root fracture, should I retain it, or extract and place an implant, what do I need to look at to make an informed decision? A patient presents with an existing un-esthetic three-unit anterior FPD, should I replace it, or do an implant and 3 single unit restorations? What needs to be evaluated? What does the literature say about the 5, 10, and 20 year success of FPD's vs Implants? This presentation will focus on these kinds of dilemmas involving tooth retention and restoration, vs removal and replacement. The specific clinical dilemmas covered, in addition to the two listed above, will be, teeth with apical root resorption, advanced bone loss, and ankylosis. Clinical examples and literature support will be presented for all of the above listed dilemmas.

Learning Objectives:

- An algorithm of key questions to ask when deciding whether to retain and restore vs remove and replace.
- What the literature states the long-term success rates are for the different conditions listed above.
- How the age of the patient impacts the treatment decision of whether to retain and restore vs remove and replace, the concept of "Management vs Cure".
- The importance of looking forward to, "What is next", and how that can impact the choice of what to do now.

Curriculum Vitae:

As the founder and director of Spear Education, Dr. Spear continues to be recognized as one of the premier educators in esthetic and restorative dentistry in the world today. Dr. Spear earned his dental degree from the University of Washington in 1979, and an MSD in periodontal prosthodontics in 1982, also from the University of Washington. Dr. Spear has been recognized by numerous associations for his contributions to dentistry. In 1993, he was awarded the Christensen Award for Excellence in Restorative Education from the Chicago Dental Society. In 1995, the American Academy of Cosmetic Dentistry presented him with a special award for having advanced the Art and Science of cosmetic dentistry in the United States. In 1996, he received the Saul Schluger Memorial Award for Excellence in Diagnosis and Treatment Planning from the Seattle Study Club. In 2003 he and colleague Vincent G. Kokich were awarded the first ever Presidents Award for excellence in education from the American Academy of Esthetic Dentistry. He also earned the 2004 Distinguished Alumnus Award from Pacific Lutheran University his undergraduate Alma Mater. And in 2013 was named Distinguished Alumnus for the University of Washington School of Dentistry. In 2018 he received the first ever Charles Pincus - Ronald Goldstein Lifetime Achievement Award in Esthetic Dentistry from the American Academy of Esthetic Dentistry. In 2019 he received the Distinguished lecturer award from the Greater New York Academy of Prosthodontics. He belongs to multiple dental organizations including the American Academy of Esthetic Dentistry, American Academy of Restorative Dentistry, and the American College of Prosthodontics. He is also a past President of the American Academy of Esthetic Dentistry.



Dr. Wei-Shao Lin

Between Tradition and Modernity: The Integration of Contemporary Technology in Practice.

Saturday, February 26, 2022 | 8:45 a.m.

Synopsis:

Emerging technologies have played an important role in patient care. From the diagnostic data collection, file processing and registration, virtual treatment planning, outcome simulation, to the CAD-CAM prostheses, commercially available technologies are constantly evolving. When dental clinicians and technicians embrace these emerging technologies, the values of sound traditional treatment principles may be overlooked or shadowed by the hype of new technologies. A meaningful collaboration between dental clinicians and technicians should not subvert fundamental treatment principles over speed, profit, and efficiency. This presentation will focus on the review of available emerging technologies in dentistry and discuss how some traditional treatment principles remain unchanged in modern digital dentistry. The benefits of the emerging technologies such as improved team communication among clinicians, dental technicians, and patients, enhanced patient experience, and more predictable treatment outcomes will be discussed. Some commonly overlooked traditional treatment principles in digital dentistry, such as proper occlusal scheme selection and design, and artistic human approaches will be presented.

Learning Objectives:

- After the presentation, the audience would gain digital literacy in contemporary patient treatment using technology and understand technologies that could be used to collect digital diagnostic data.
- To achieve a successful and predicable collaboration between dental clinicians and technicians mediated by the emerging technologies.
- Properly utilizing emerging technologies and working together as a team, while embracing the art and beauty of traditional treatment principles to optimize the treatment planning process and achieve the predictable clinical outcome.

Curriculum Vitae:

Dr. Wei-Shao Lin is an Associate Professor, Program Director in the Advanced Education Program in Prosthodontics, and Interim Chair, at the Department of Prosthodontics, Co-Director of the ITI Scholarship Center, and Center for Implant, Esthetic and Innovative Dentistry, Indiana University School of Dentistry. He received the DDS in 2003 from Chung-Shan Medical University, Taiwan; Certificate in Prosthodontics and Certificate in Surgical Implant Fellowship at the University of Rochester in 2010; and Ph.D. in Educational Leadership and Organization Development with Evaluation Specialization at the University of Louisville in 2020. Dr. Lin's research interests include clinical dental implant research, ceramic restorations, and digital dentistry, and has published more than 65 research and clinical articles in peer-reviewed journals. Dr. Lin is a Diplomate of the American Board of Prosthodontics and Fellow of the International Team for Implantology (ITI) and the American College of Prosthodontists. Dr. Lin serves on several editorial boards and is an associate editor for the Journal of Prosthodontics. He maintains an intramural dental implant and prosthodontics practice at the Indiana University School of Dentistry.



Dr. Carl Driscoll

Prosthodontic Treatment Planning of the Adolescent Patient - When Does it Begin and Who Should Be Involved?

Saturday, February 26, 2022 | 10:30 a.m.

Synopsis:

This presentation will discuss when the Prosthodontist should be involved in the treatment of the young dental patient. Multiple clinical situations will be presented emphasizing the need of a multi-disciplinary approach over a long period of time and ramifications of different modalities.

Curriculum Vitae:

Dr. Carl F. Driscoll currently serves as a Professor at the University of Maryland Dental School and was the Director of the Prosthodontic Residency for 21 years. He also served in the same capacity at Walter Reed Army Medical Center for three years prior to being at Maryland. Dr. Driscoll retired from the U.S. Army after twenty years of service. Dr. Driscoll is a Diplomate of the American Board of Prosthodontics and a Fellow of the American College of Prosthodontists (ACP) and the Academy of Prosthodontics. Dr. Driscoll has served as President of the American Academy of Fixed Prosthodontics, President of the American Board of Prosthodontics, and as President of the ACP. In addition to his teaching commitments, he is in private practice in Bethesda, MD.



Dr. Rella Christensen

Esthetic Fixed Prostheses Materials:
multi-year controlled clinical
evaluation related to formulations
and expected physical properties

Saturday, February 26, 2022 | 11:15 a.m.

Synopsis:

What happens clinically over time to the various zirconia formulations when they are subjected to a variety of laboratory technicians, dentists and patients? Do they meet their marketing claims? These questions are of high interest to clinicians trying to help patients make informed choices. Some questions needing clinical answers include:

- How does adding coloring and increasing yttrium oxide affect clinical performance?
- Is there a performance difference between polished & glazed zirconia?
- Does formulation mixing make a clinical difference?
- Why are clinicians experiencing retention loss of zirconia single-unit prostheses?
- Does zirconia formulating/manufacturing origin make a clinical difference?

Visual data documenting clinical observations will be shown.

Learning Objectives:

- List two clinical indications for Class 5 zirconia use.
- List important considerations to avoid retention loss of zirconia restorations.
- Discuss indications for Class 5 zirconia versus Class 4 zirconia.

Curriculum Vitae:

Currently Rella Christensen, PhD leads TRAC Research. It is part of the non-profit educational Clinicians Report Foundation, formerly called CRA, which she co-founded and directed for 27 years. TRAC Research has been devoted to oral microbiology, minimally invasive dentistry, and dental restoratives research. Throughout her career, Dr. Christensen's work has been characterized by her development of practice-based controlled clinical protocols which monitor treatments and outcomes as they occur in actual clinical dental offices. Dr. Christensen received a Bachelor of Science in Dental Hygiene from the University of Southern California School of Dentistry and practiced dental hygiene for 25 years. She worked as a laboratory technician fabricating cast gold and ceramic restorations. She founded and directed the expanded function dental hygiene program at the University of Colorado School of Dentistry, and later earned a PhD in physiology with emphasis on microbiology from Brigham Young University followed by post graduate training at Virginia Polytechnic Institute and State University under the W.E.C. Moore team, who are noted pioneers in anaerobic microbiology. Throughout her career Dr. Christensen has taught at the undergraduate and post-graduate levels, authored many research abstracts and reports, and received numerous honors. In 2001 she was selected the Distinguished Alumnus of Brigham Young University's School of Life Sciences. In 2002 she received an Honorary Doctorate from Utah Valley University. In 2011, she was named one of Dental Products Report "Top 25 Women in Dentistry" and one of the "30 Leaders in Dentistry" by Takacs Learning Center. In 2012, she was named "Most Influential Researcher" by Dr. Bicuspid. In 2020 she was named Benco's Lucy Hobbs Award "Industry Icon". For over 20 years she has been selected as a Leader in CE by Dentistry Today. As a non-dentist, she was selected for memberships in the International College of Dentists, American Academy of Esthetic Dentistry, and Academy of General Dentistry. She has been a member and contributor to the American and International Associations for Dental Research for over 40 years.



Dr. Effie Habsha

Full mouth rehabilitation using a digital workflow

Saturday, February 26, 2022 | 1:30 p.m.

Synopsis:

Digital technology has significantly changed the way we practice dentistry. The advancement of intraoral scanners and dental materials in recent years has enabled clinicians to offer a wide range of prosthodontic treatments using digital workflows. Despite these advancements, comprehensive treatments involving recovery of vertical dimension of occlusion are not routinely followed due to their inherent complexity. This presentation will demonstrate the management of comprehensive rehabilitations performed using a fully digital approach, highlighting the critical diagnostic and treatment planning phase.

Learning Objectives:

- Demonstrate the use of intra oral scanners and monolithic materials in prosthodontics and implant dentistry
- Map digital workflow and the oral scanning sequence of treatment flow.
- Provide an overview of the digital workflow required in comprehensive fixed reconstructions

Curriculum Vitae:

Dr. Effie Habsha earned her DDS, Diploma in Prosthodontics and Master of Science degrees from the University of Toronto. She is an Adjunct Assistant Professor at the Department of Dentistry, Eastman Institute for Oral Health at the University of Rochester Medical Center. Dr. Habsha has served as an Assistant Professor at the University of Toronto and currently instructs both at the undergraduate and graduate level in Prosthodontics at U of T. She is also the founder of Women in Dentistry: Work.Life.Balance, a group created in 2010 for women in dentistry which aims to educate, empower and connect all women in the dental field. Dr. Habsha maintains a private practice limited to Prosthodontics in Toronto and lectures nationally and internationally on various prosthodontic and surgical topics.



Oliver Tric - MDT, CDT

Evolution: Adaptation to survive and strive in an Amazon world

Saturday, February 26, 2022 | 2:15 p.m.

Synopsis:

The profession of Dentistry is in the middle of a metamorphosis. In this lecture Olivier Tric will offer insights on the current trends and the direction the dental profession is taking. He covers his recipe for achieving excellence on a daily basis focusing on layering techniques through an extensive analysis of his clinical cases. He also defines his strategy for long-term success that will help you reach a new level in your work quality, efficiency, marketing, and communication.

Learning Objectives:

- Acquire the knowledge to develop a simplified protocol for communicating different shade selections with your dental laboratory
- Increase your understanding about different restorative materials and their properties for a better long-term prognosis
- Increase your efficiency and predictability overall in your daily production.

Curriculum Vitae:

Olivier Tric began his studies in France at the College of Leonardo De Vinci and the University of Pharo while concurrently pursuing an apprenticeship in Dental Technology. After a 5 year apprenticeship, he launched a 15+ year career devoted to a thorough understanding of the principles of dental aesthetics and the mastery of specialized techniques in Dental Laboratory Technology. His specialties include all facets of porcelain restorations on both natural teeth and osseointegrated implants. He is recognized by his peers as a pioneer in the industry by developing new and unique methodologies that are taught worldwide. Olivier is widely published on the topic of ceramic layering techniques and aesthetic dentistry in industry journals such as Dental Dialogue, Practical Procedures & Aesthetic Dentistry and Quintessence Dental Technology. He is currently working on his textbook where he will expose all of the knowledge he has gathered throughout his career and all of the tools that will help technicians and dentists of all levels to improve their work daily. Olivier also serves on the editorial board for Spectrum Dialogue, and Teamwork Magazine. His professional affiliations include Design Technique International (DTI), Oral Design International Foundation, and others. Mr. Tric is a highly respected lecturer and educator, teaching hands-on courses to dentists and technicians throughout the world. He is regularly consulted by leading dental manufacturers and laboratories for input on new product development. He currently operates Olivier Tric Dental Laboratory and Educational Center in Chicago, Illinois.



Dr. Karen Baker
Drug-Related Problems in Fixed
Prosthodontics

Saturday, February 26, 2022 | 3:10 p.m.

Synopsis:

Dental patients are becoming more chemically challenged which means that clinicians must consider the dental treatment impact of chronic drug therapy or chemical exposure. This lecture will provide clinically useful information on identification and management of intra-oral drug and chemical effects. Drug-induced effects such as bruxism, increased gag reflex, medication-related osteonecrosis of the jaw, candidosis and most importantly, xerostomia, will be examined. Chemical contact effects such as mucosal irritation, sensitivity and ulcerations will also be described. Extensive handouts will supplement this fast-paced lecture with emphasis on practical clinical management of medicated dental patients.

Learning Objectives:

- Describe the most common causes of xerostomia, taste disorders, orofacial movement disorders, oral pigmentation, medication-related osteonecrosis of the jaw (MRONJ), chemical sensitivity and mucositis,
- Discuss dental management strategies for xerostomia, halitosis and mucositis, and
- List four chronic medications that limit vasoconstrictor dosage.

Curriculum Vitae:

Professor Karen Baker has been on the Dental College faculty at the University of Iowa for 40 years and occupies a unique role in dental practice and education. She is a clinical pharmacist with a Master's degree in clinical pharmacology and therapeutics and is focused on patient-specific dental drug therapy. She has given well over 1000 invited programs nationally and internationally and holds memberships in many dental and clinical pharmacology and therapeutics organizations. Her dental education-based pharmacy and drug therapy consultation center is the only one in the United States. She has authored more than 50 articles and abstracts and lectures extensively in pre-doctoral and graduate courses at the University of Iowa.

Please join in the excellence of Fixed Prosthodontics at
**THE 2023 ANNUAL SCIENTIFIC SESSION OF THE
AMERICAN ACADEMY OF FIXED PROSTHODONTICS**

PRESIDENT DR. JENNIFER KURACINA

FEBRUARY 24 AND 25, 2023

“Comprehensive Management of Prosthodontic Challenges”

DR. JOE KAN

“Managing long term challenges in the esthetic zone”

DR. RONEET LEV

“Unknown recreational drug users that can destroy your practice”

DR. DENNIS TARNOW

“Facilitating the foundation for an implant supported restoration in the esthetic zone”

DR. MARTA REVILLA

“The role of additive manufacturing in CAD/CAM technology”

DR. MOHAMED FAYAD

“Cracking the cracked teeth code utilizing CBCT imaging:
A new perspective on diagnosis, CBCT imaging,
treatment strategies, and outcomes”

DR. SUSANNE SCHERRER

“Updates in ceramic materials”

DR. MARTIJN MOOLENAAR

“Combining the analog and the digital technologies
in comprehensive complete mouth rehabilitation”

DR. KOSTAS CHOCHLADAKIS

“Management of challenging cases in implant prosthodontics”

MR. AKI YOSHIDA

“Smile makeover for your patients - communication for esthetic results”

DR. DREW FERRIS

“The use of alingers in comprehensive dentistry”

DR. EDWARD (PAT) ALLEN

“Managing mucogingival defects/soft tissue”

DR. HARDEEP (BOBBY) BIRDI

“Avoiding implant challenges by harnessing perio-prosthetic principals”

DR. NATE LAWSON

“Adhesive cementation of indirect restorations - current status”

RESERVE SPEAKER

DR. GUSTAVO GIORDANI

“Digital interdisciplinary treatment - How to combine biology with
technology to achieve predictability in the esthetic zone”