


THE AMERICAN ACADEMY OF FIXED PROSTHODONTICS



A Global Comprehensive Approach to Prosthodontics

60TH ANNUAL SCIENTIFIC SESSION

FRIDAY, FEBRUARY 25, 2011

SATURDAY, FEBRUARY 26, 2011

CHICAGO MARRIOTT DOWNTOWN

7TH FLOOR BALLROOMS I, II, III

ASTRA TECH DENTAL

2011 Diamond Sponsor

NOBEL BIOCARE USA

Platinum Sponsor

Editorial Council of the Journal of Prosthetic Dentistry

Gold Sponsor

IVOCLAR VIVADENT

Silver Sponsor

BIOMET 3i

Bronze Sponsor

TABLE OF CONTENTS

MISSION AND GOALS	2
INTRODUCTION OF CORPORATE SPONSORS	2
ORIGIN AND HERITAGE	3
PAST PRESIDENTS	4
PRESIDENT'S MESSAGE	5
OFFICERS AND DIRECTORS	6
COMMITTEES AND PRESIDENTIAL APPOINTMENTS	7-8
PREVIOUS TYLMAN AWARD RECIPIENTS.....	9
PREVIOUS MOULTON, BAKER AND GARVER-STAFFANOU AWARD RECIPIENTS	10
ANNUAL MEMBERS FELLOWSHIP AND BUSINESS MEETING.....	11
PROGRAM CHAIRS.....	12
EXHIBITOR DIRECTORY	13
TABLE CLINIC DIRECTORY	14-19
FRIDAY SCIENTIFIC PROGRAM.....	20
SATURDAY SCIENTIFIC PROGRAM	21
FRIDAY PROGRAM SPEAKERS AND SYNOPSES.....	22-26, 28-31
ANNUAL LUNCHEON.....	27
Tylman Award Presentation	
Baker Award Presentation	
Garver-Staffanou Award Presentation	
Moulton Award Presentation	
Introduction of New Members	
SATURDAY PROGRAM SPEAKERS AND SYNOPSES	33-39
RESERVE SPEAKERS.....	40-41
2012 PROGRAM PREVIEW	42-43
NOTE SPACE	44

TENTATIVE 2012 MEETING DATE

February 24-25, 2012



ADA CERP is a service of the American Dental Association to assist dental professionals in identifying quality providers of continuing dental education. ADA CERP does not approve or endorse individual courses or instructions, nor does it imply acceptance of credit hour by boards of dentistry.

AAFP is a Recognized National Sponsor by FAGD/MAGD #214695

AAFP is an approved not-for-profit organization registered in the
State of Illinois: #23-7349704
13.5 hours credit for this course

THE AMERICAN ACADEMY OF FIXED
PROSTHODONTICS MISSION AND GOALS

The mission of The American Academy of Fixed Prosthodontics is to foster excellence in the field of fixed prosthodontics, implants, and esthetic dentistry through mutual study, participation, and cooperation. The Academy shall:


1. Provide for educational enrichment of those with a recognized commitment and dedication to the field of fixed prosthodontics, implants and esthetic dentistry.
2. Represent the discipline of fixed prosthodontics at all levels of the dental profession.
3. Promote excellence in patient care.
4. Promote excellence in teaching.
5. Encourage and support research in fixed prosthodontics.
6. Promote camaraderie and fellowship among the members of the Academy.

Authored by: Dr. Stephen D. Campbell

2011 Diamond Sponsor



2011 Platinum Sponsor



Gold Sponsor



2011 Silver Sponsor



2011 Bronze Sponsor BIOMET 3i

THE ORIGIN AND HERITAGE OF THE AMERICAN ACADEMY OF FIXED PROSTHODONTICS

The American Academy of Crown and Bridge Prosthodontics has been, and, under its new name, The American Academy of Fixed Prosthodontics, approved in February 1991, will continue to be the leading national voice of fixed prosthodontics. Its membership is composed of educators, clinical practitioners, and researchers of this important discipline of dentistry.

The purpose of this organization is to achieve, by mutual study and cooperation, activities reflecting a high and ethical standard of practice as well as teaching and research in the art and science of crown and bridge prosthodontics.

The Academy had its origin in 1950 in Chicago, Illinois. The three men who deserve credit for the concept and preliminary planning for the Academy were: Dr. Stanley D. Tylman, Dr. Claude R. Baker, and Dr. George H. Moulton. These men of vision rallied other important leaders in the crown and bridge field to actively support their cause. Together, they planned an organizational meeting that took place at the Stevens Hotel on February 5, 1951. Those present at that meeting were: Doctors Stanley D. Tylman, Arthur O. Klaffenbach, Robert P. Dressel, Alver Selberg, Charles E. Peterka, Earl A. Nelson, Claude R. Baker, and George H. Moulton. Dr. Baker was chosen as temporary chairman and Dr. Moulton as temporary secretary.

The next meeting was at French Lick, Indiana, on March 19, 1951, where the tentative Constitution and Bylaws were presented for final approval. Charter members were initiated into the Academy on February 2, 1952, in Chicago, making this the first annual meeting of The Academy of Crown and Bridge Prosthodontics. We have continued to grow and expand our national and international membership to our present total of over 600 active and life members in 20 different countries.


Members of today have a proud heritage in the Academy. We continue to dedicate ourselves to the pursuit of knowledge, truth, and competency in research, in teaching, and in the clinical practice of crown and bridge prosthodontics.

Authored by: *Dr. Jesse T. Bullard*

PAST PRESIDENTS

<ul style="list-style-type: none"> * Claude R. Baker 1952-53 * Robert P. Dressel..... 1954 * E. David Shooshan 1955 * Earl Allen Nelson..... 1956 * L. Walter Brown, Jr 1957 * George H. Moulton..... 1958 * Francis B. Vedder..... 1959 * Stanley D. Tylman 1960 * William H. Hagen..... 1961 * Everett Carl Brooks..... 1962 * Ernest B. Nuttall..... 1963 * Fred Norman Bazola 1964 * John D. Adams 1965 * Robert Conley Zeisz 1966 * Willis Edward Corry 1967 * Joseph E. Ewing 1968 * E. Edward Kraus 1969 <li style="padding-left: 20px;">Raymond M. Contino 1970 * Douglas H. Yock..... 1971 * Philip Williams..... 1972 * Douglas M. Lyon..... 1973 <li style="padding-left: 20px;">Kenneth A. Morrison..... 1974 * Robert Sheldon Stein..... 1975 * John M. Schlick 1976 <li style="padding-left: 20px;">Charles L. Ziegler..... 1976 <li style="padding-left: 20px;">Charles J. King..... 1977 * Samuel E. Guyer..... 1978 * Roland W. Dykema..... 1979 * Wade H. Hagerman, Jr. 1980 <li style="padding-left: 20px;">Robert D. Jeronimus 1981 	<ul style="list-style-type: none"> * Lloyd L. Miller 1982 * John H. Emmert 1983 * Alfred C. Macaluso 1984 Ernest B. Mingleedorff 1985 Herbert Ptack 1986 * Ralph A. Yuodelis 1987 * William D. Culpepper 1988 Ronald G. Granger 1989 Maurice H. Martel..... 1990 Ronald D. Woody..... 1991 Albert J. Kazis 1992 * William L. Nequette..... 1993 Dale L. Timberlake 1994 Jesse T. Bullard 1995 Harvey L. Colman 1996 Gerald J. Ziebert..... 1997 Richard D. Wilson..... 1998 Denny M. Smith..... 1999 Davis A. Garlapo..... 2000 Stephen D. Campbell 2001 Richard R. Cavanaugh..... 2002 John T. Goodman..... 2003 William W. Nagy..... 2004 Peter S. Lund 2005 H. Philip Pierpont..... 2006 Jane D. Brewer 2007 Martin F. Land 2008 John Agar 2009 Kent Knoernschild 2010 Stephen F. Rosenstiel 2011
--	--

* Deceased



DR. STEPHEN F. ROSENSTIEL
PRESIDENT, 2010-2011

Sincere greetings and a warm welcome to the Diamond Anniversary Annual Meeting of the American Academy of Fixed Prosthodontics. You have chosen to come to a truly outstanding program!

As befits our 60th anniversary, Drs. Raigrodski and Townsend have assembled the best of the best to inform and educate us. Their program will help us provide the most appropriate contemporary treatment for our patients and also reflect on how dentistry, and the world, has changed over the years. In 1951, I Love Lucy makes its television debut, Bobby Thomson hits "The Shot Heard 'Round the World", The Twenty-second Amendment to the United States Constitution is ratified, The Catcher in the Rye is first published, and the American Academy of Crown and Bridge Prosthodontics is founded. There were four speakers in the first scientific meeting. Our founding members listened to John Kuratli of Portland, Oregon, who spoke on the "Restoration of a Broken Down Vital Posterior Tooth for a Bridge Abutment."; to Donald E. Smith of Los Angeles, California on "Bio-Engineering of the Pontic in Fixed Prosthesis."; to Richard L. Simpson of Richmond, Virginia on "Failures in Crown and Bridge Prosthesis."; and to Morris Thompson of Beverly Hills, California on "A Standardized Hydrocolloid Technique for Crown and Bridge Prosthodontics." Our 2011 program features sixteen clinicians from all over the world, the Tylman Research Award Winner, and a greatly expanded Table Clinic program - the largest in Academy history. What a meeting! You won't want to miss a single moment!

Our ability to continue to produce such high quality programs depends on the dedication and support of the Membership, Executive Committee, Board of Directors, Committee Chairs and Committee Members, who devote long hours to accomplishing their respective tasks. I sincerely appreciate all their hard work and appreciate the honor of serving with such a team. We are also substantially supported by our Sponsors and Exhibitors who have made significant commitments to our meeting and greatly deserve our appreciation.

I extend a special thank you to our hard working Web Master, Dr. Julie Holloway, who has spent countless hours updating and debugging the AAFP website. Please visit it for communication about Academy activities. Annual meeting program information, meeting registration, Tylman Grant application information, and newsletters are accessible to everyone. Additional resources are available on the members' portion of the site. If you have any questions regarding Academy activities, please feel free to contact any one of the Academy leadership for assistance.

Thank you for your enthusiasm for our Academy, enjoy the meeting and help us celebrate 60 wonderful years!

Stephen Rosenstiel

OFFICERS AND DIRECTORS 2009-2010
AMERICAN ACADEMY OF FIXED PROSTHODONTICS

PRESIDENT

Dr. Stephen F. Rosenstiel
305 West 12th Avenue
Columbus, Ohio 43210
Phone: 614-292-0941
Email: rosenstiel.1@osu.edu

PRESIDENT-ELECT

Dr. J. Robert Kelly
University of Connecticut Health Center
263 Farmington Avenue
Farmington, Connecticut 06030-1615
Phone: 860-679-3747
Email: kelly@nso1.uchc.edu

VICE-PRESIDENT

Dr. Carl F. Driscoll
650 West Baltimore Street, Rm 4219
Baltimore, MD 21044
Phone: 410-706-7047
Email: cdriscoll@umaryland.edu

PAST PRESIDENT

Dr. Kent Knoernschild
University of Illinois at Chicago
College of Dentistry
Department of Restorative Dentistry
801 South Paulina (MC555)
Chicago, Illinois 60612-7212
Phone: 312-413-1181
Email: kentk@uic.edu

SECRETARY

Dr. Denny M. Smith
646 Cordova Street
Winnipeg, Manitoba
Canada R3N 1B1
Phone: 888-220-9386
Email: aafpsmith@mts.net

TREASURER

Dr. Richard Jordan
70 North Missions Hills Court
Mills River, North Carolina 28759-5500
Phone: 866-254-0280
Email: aafpjordan@bellsouth.net

DIRECTOR 2011

Dr. Julie Holloway
305 W. 12th Avenue, Room 3005-U
Columbus, Ohio 43210
Phone: 614-932-9212
Email: holloway.3@osu.edu

DIRECTOR 2011

Dr. Ken Gehrke
501 South Albert Street
Mount Prospect, Illinois 60056-3901
Phone: 312-413-5391
Email: kenwg@uic.edu

DIRECTOR 2011

Dr. Steve Morgano
100 East Newton Street, Room G219
Boston, Massachusetts 02118-2308
Phone: 617-638-5429
Email: smorgano@bu.edu

DIRECTOR 2012

Dr. Jack Long
419 Meadowcreek Dr.
Mesquite, Texas 75150-8016
Phone: 214-828-8232
Email: jlong@ont.com

DIRECTOR 2012

Dr. E. Ricardo Schwedhelm
18027 69th Place West
Edmonds, Washington 98026-5609
Phone: 206-543-5948
erschwed@u.washington.edu

DIRECTOR 2013

Dr. Hiroshi Hirayama
One Kneeland Street, DHS-248
Boston, Massachusetts 02111-1527
Phone: 617-636-6598
Email: hiroshi.hirayama@tufts.edu

DIRECTOR 2013

Dr. Stanley Vermilyea
1118 Abington Court
Westerville, Ohio 43082-7442
Phone: 614-292-2994
Email: vermilyea.1@osu.edu

WEBMASTER

Dr. Julie Holloway
305 W. 12th Avenue, Room 3005-U
Columbus, Ohio 43210
Phone: 614-932-9212
Email: holloway.3@osu.edu

STANDING COMMITTEES 2010-2011

CREDENTIALS COMMITTEE

David Burns 2011, Chair
Sarita Arteaga 2011
Farhad Fayz 2012
Sangeetha Raghavendra 2012,
Secretary
Nancy Clelland 2013
Cornell Lee 2013
Marco Padilla 2013

JPD EDITORIAL LIAISON

Kevin Plummer 2015

PROGRAM COMMITTEE

Ariel Raigrodski 2011
John Townsend 2011
Randy Vaughan 2013
Carl Driscoll, Ex Officio
Kenneth Malament, Ex Officio
Harold Litvak, Ex Officio

LOCAL ARRANGEMENTS COMMITTEE

Kenneth Gehrke 2011, Chair
Anthony Montella 2014
Alex Chan 2014
Randy Vaughan 2014
Keith Guzaitis 2014
Len Lofstrom 2014
Myron Winer AV consultant 2014

GEORGE MOULTON AWARD COMMITTEE

Charles Goodacre 2011, Chair
Peter Lund 2011
Martin Land 2012
John Agar 2013
Steve Aquilino 2013

STRATEGIC PLANNING COMMITTEE

Steve Morgano 2011, Chair
Robert Kelly 2010
Ted Jenkins 2011
James Skiba 2012
Steven Hart 2012
Nadim Baba 2014

TABLE CLINICS COMMITTEE

Flavio Rasetto 2011, Chair
Derrick Williamson 2012
Randy Vaughan 2012
Greg Libby 2013
Ariel Raigrodski, Program Chair,
Ex Officio

TYLMAN RESEARCH COMMITTEE

Stan Vermilyea, 2013, Chair
Nadim Baba 2011
Matthew Kattadiyil 2013
Fei Liu 2013
Craig Nietzsche 2014
Lillian Mitchell 2014

NOMINATING COMMITTEE

Kent Knoernschild 2013, Chair
Martin Land 2011
John Agar 2012
Steve Rosenstiel, President, 2014
Bob Kelly, President Elect 2015
Carl Driscoll, Vice-President 2016

HISTORICAL COMMITTEE

Wayne Campagni 2012, Chair
Denny Smith, Secretary 2013
Art Rodriguez 2015
Martin Land, Advisor 2013

BYLAWS COMMITTEE

Gerald Santulli, Chair
David Donatelli 2011
William (Glen) Golden 2012
Elena Nazarova 2013
Martin Land (Advisor)

BUDGET AND FINANCE COMMITTEE

James Dunne 2013, Chair
Bailey, John 2012
David Gratton 2014
Robert Kelly, President-Elect,
Ex Officio
Carl Driscoll, Vice President,
Ex Officio
Rick Jordan, Treasurer, Ex Officio

PUBLICITY & COMMUNICATIONS COMMITTEE

Sarita Arteaga 2012, Chair &
Newsletter Editor
Elena Nazarova 2013,
Photographer
Sangeetha Raghavendra, 2014,
consultant
Denny Smith, Academy Secretary
Ex Officio

ETHICS COMMITTEE

Robert Kelly 2011, Vice President
and Chair
Robert Haney 2012
Sangeetha Raghavendra 2011

CLAUDE R. BAKER TEACHING
AWARD IN FIXED
PROSTHODONTICS

Patchnee Rungruanganunt 2011
James Holton 2012
Michael Meyers 2012
Soraya Villarroel 2013
Ariel J. Raigrodski 2014

INFORMATION TECHNOLOGY
COMMITTEE

Julie Holloway 2013, Chair
Steve Rosenstiel 2011
Shereen Azer 2014

COMMITTEE FOR THE GARVER-
STAFFANOU PROSTHODONTIC
RESIDENCY EDUCATOR AWARD
INITIATIVE

Steve Morgano 2014, Chair
Carl Driscoll 2011
Julie Holloway 2012
Kent Knoernschild 2013
Gerry Santulli (Advisor)

EXHIBITS COMMITTEE

Alex Peregrina 2013, Co-Chair
Marshall Hoffer 2011
Leslie Racowsky 2012
Shereen Azer, Consultant

RESEARCH IN FIXED
PROSTHODONTICS
COMMITTEE

COMMITTEE A:

Alvin Wee 2010, Chair
Duane Douglas 2012
Shereen Azer 2012
Kevin Plummer, Ex Officio

COMMITTEE B:

Judy Yuan, Chair 2011
Art Rodriguez 2011
Kevin Plummer, Ex Officio

AD HOC COMMITTEES 2010-2011

AD HOC COMMITTEE FOR CORPORATE SUPPORT

Kent Knoernschild, Chair
Jane Brewer Judy Yuan
Martin Land Stan Vermilyea
Alejandro Peregrina John Agar
Ken Malament

AD HOC COMMITTEE FOR DENTAL
LABORATORY TECHNICIAN SUPPORT

Burney Croll, Chair
Peter Lund
Sarah Johnson

STANDING PRESIDENTIAL APPOINTMENTS
2010-2011

PARLIAMENTARIANS

Gerald Santulli
Martin Land

SECRETARY FOR GUESTS

Richard Jordan

MEETING DIRECTOR

Jack Lipkin
Ken Gehrke, Assistant

CHAPLAIN

Earl Stover

ACP PROSTHODONTIC FORUM REPRESENTATIVES
Steve Rosenstiel Bob Kelly, Alternate

PREVIOUS FIRST PLACE WINNERS OF
THE TYLMAN AWARD*

- 1979: Dr. James N. Ciesco
- 1980: Not awarded
- 1981: Dr. Timothy O. Hart
- 1982: Not awarded
- 1983: Dr. David Alan Chance
- 1984: Dr. Jeffrey L. Hudgins
- 1985: Dr. George W. Kay
- 1986: Dr. Anthony J. G. Dickinson
- 1987: Dr. Izchak Bartzilay
- 1988: Dr. Susan E. Brackett
- 1989: Not awarded
- 1990: Dr. Shane N. White
- 1991: Not awarded
- 1992: Not awarded
- 1993: Dr. Louis Menegotto
- 1994: Dr. Syed Faheem Rasool
- 1995: Dr. Fonda G. Robinson
- 1996: Dr. Paula K. Yliheikkila
- 1997: Dr. Kevin H. O'Boyle
- 1998: Dr. David G. Gratton
- 1999: Dr. Douglas E. Ford
- 2000: Dr. Reza Heshmati
- 2001: Dr. Salman A. Lakhani
- 2002: Dr. Periklis Proussaefs
- 2003: Dr. Luis Keys
- 2004: Dr. Vanessa Swain
- 2005: Dr. Philip Tan
- 2006: Dr. Kelly Copps Wood
- 2007: Dr. Heather J. Conrad
- 2008: Dr. Keith L. Guzaitis
- 2009: Dr. Islam Khasawneh
- 2010: Dr. Daniel Domagala

*date listed is date awarded - award adjudicated in the preceding year

*Special thanks to the
Editorial Council of the Journal of Prosthetic Dentistry
for its ongoing support of the
Tylman Research Program*

PREVIOUS MOULTON AWARD RECIPIENTS

1992:	George H. Moulton
1993:	Ernest B. Nuttall Max Kornfeld
1994:	Robert J. Nelson
1995:	Everitt V. Payne
1996:	Samuel E. Guyer
1997:	Roland W. Dykema
1998:	Herbert T. Shillingburg, Jr.
1999:	Not Awarded
2000:	Lloyd L. Miller
2001:	Ralph Yuodelis
2002:	Robert S. Staffanou
2003:	Maurice H. Martel
2004:	Ronald D. Woody
2005:	Charles J. Goodacre
2006:	Kenneth Malament
2007:	Stephen D. Campbell
2008:	Don G. Garver
2009:	Steven Aquilino
2010:	Harold Litvak

PREVIOUS CLAUDE R. BAKER AWARD RECIPIENTS*

2002	Not Awarded
2003	Dr. Alvin Wee
2004	Dr. Ariel Raigrodski
2005	Dr. Nyung G. Chang
2006	Dr. Patchnee Rungruanganunt
2007	Dr. Shigemi Ishikawa-Nagai
2008	Not Awarded
2009:	Dr. Nadim Baba
2010:	Dr. Mijin Choi

*Prior to 2005 the award was named the Undergraduate Teaching Award. The Undergraduate Teaching Award was established February 21, 2001. The name was changed to the Claude R. Baker Teaching Award on August 21, 2004.

PREVIOUS GARVER-STAFFANOU PROSTHODONTIC RESIDENCY EDUCATOR AWARD WINNER

2010: Dr. Gerald Ziebert

ANNUAL MEMBERS FELLOWSHIP

*Cocktails, Hors d'Oeuvres
and Business Meeting*

THURSDAY, FEBRUARY 24, 2011

- | | |
|-------------|---|
| 5:30-7:00PM | <i>Early Registration for Members</i>
4th Floor, Halsted Foyer |
| 6:00-6:45PM | <i>Members Cocktail Reception</i>
4th Floor Foyer |
| 6:45-7:30PM | <i>Members Annual Business Meeting</i>
4th Floor Marriott Ballroom |

Academy Members:

Please note the change in the Thursday evening format.

Insights from the Academy membership regarding the value of a lengthy evening program has led the Board to institute a change in the Thursday evening format. Members now share cocktails and hors d'oeuvres during the registration period, then participate in an early meeting that will permit time for personal fellowship with family and friends.

Academy officers and directors invite your response to this change.

Attendance at these events is restricted to Academy Members only.



Dr. Ariel Raigrodski



Dr. John Townsend

2011 Program Co-Chairs



Dr. Charles Goodacre

2012 Program Chair



Dr. Ken Malament
Ex-Officio



Dr. Harold Litvak
Ex-Officio

EXHIBITOR DIRECTORY

- Ace Ceramic Studio (40)**
- ADL Dental Laboratory (32)**
- American Express (3)**
- The Argen Corporation (15)**
- Astra Tech Dental (25, 26)**
- BioHorizons (31)**
- Biomet 3i (35,36)**
- BQ Ergonomics (16)**
- Brasseler USA (41)**
- Cusp Dental Laboratory (4)**
- Dentsply Prosthetics (37)**
- Designs for Vision, Incorporated (1)**
- DUX Dental (17)**
- Elsevier (22)**
- Great Lakes Prosthodontics (38)**
- Ivoclar Vivadent (20,21)**
- Kuraray America Incorporated (30)**
- Nobel Biocare (45, 46)**
- Noritake Dental Supply Company, Limited (5)**
- Panadent Corporation(8)**
- Prexion (43)**
- Quintessence Publishing Company Incorporated (27, 28)**
- Sirona Dental Systems, LLC (7)**
- Springstone Patient Financing (6)**
- Straumann USA, LLC (33)**
- Thommen Medical (18)**
- Ultradent Products Incorporated (2)**
- Valley Dental Arts (19)**
- Whip Mix Corporation (23, 24)**
- Zimmer (42)**

2011 TABLE CLINICS PROGRAM

FIFTH FLOOR BALLROOM,

SATURDAY, FEBRUARY 26TH - 12:05PM-4:45 PM, LIGHT LUNCH SERVED

EXHIBITS OPEN ON SEVENTH FLOOR, LIGHT LUNCH SERVED

TABLE CLINIC CHAIR: DR. FLAVIO RASETTO

1. Title: "Ultrasonically set novel NVC-containing glass-ionomer cements for applications in fixed prosthodontics"
Presenter: Dr. Alireza Moshaverinia
Mentor: Dr. Winston Chee
Institution: University of Southern California, Los Angeles, CA.
2. Title: "Rehabilitation of a young girl with partial expression of ectodermal dysplasia"
Presenter: Dr. Marie Elena Falcone
Mentor: Dr. John Agar
Institution: University of Connecticut, Farmington, CT.
3. Title: "Collage for repairing fractured porcelain-metal structures"
Presenter 1: Dr. Silvia P. Amaya Pajares
Presenter 2: Dr. Janet Benza Bedoya
Mentor: Dr. Rodolfo Valdivia Maibach and Dr. Rosa María Benza Bedoya
Institution: University Científica del Sur, Lima, Peru
4. Title: "Forced eruption utilizing Maryland fixed partial denture prior to implant placement"
Presenter: Dr. Dae Won Haam
Mentor: Dr. Kunal Lal
Institution: Columbia University, New York, NY.
5. Title: "Elemental release of CoCr and NiCr castings alloyed with palladium"
Presenter: Dr. Kelly Beck
Mentor: Dr. Gerald Ziebert, Dr. Geoffrey Thompson, and Dr. David Berzins (Research Mentor)
Institution: Marquette University, Milwaukee, WI.
6. Title: "Gingival reconstruction from the interim to the definitive fixed partial prosthesis"
Presenter: Dr. Amit S. Kamat
Mentor: Dr. Richard J. Leupold
Institution: VA Medical Center, Washington, D.C.

2011 TABLE CLINICS PROGRAM CONTINUED

7. Title: "The effect of implant angulation and connection type on impression accuracy"
Presenter: Dr. Joanna Kempler
Mentor: Dr. Carl Driscoll
Institution: University of Maryland, Baltimore, MD.
8. Title: "A novel bioactive collagen membrane carrying PDGF for tissue engineering"
Presenter: Dr. Terry Y. Lin
Mentor: Dr. Farhad Vahidi
Institution: New York University, New York, NY.
9. Title: "An accelerated chair-side technique for casting overdenture copings"
Presenter: Dr. Michael Scherer
Mentor: Dr. Wayne Campagni
Institution: The Ohio State University, Columbus, OH.
10. Title: "Accuracy of casts generated with different impression techniques for edentulous patients"
Presenter: Dr. Panos Papaspyridakos
Mentor: Dr. German Gallucci
Institution: Harvard University, Boston, MA.
11. Title: "In vitro comparison of vertical marginal gaps using E4D design metal copings and conventional cast metal copings"
Presenter: Dr. Fernando Padron
Mentor: Dr. Rafael Castellon
Institution: Nova Southeastern University, Fort Lauderdale, FL.
12. Title: "Antibacterial effect of incorporating triclosan or cetylpyridinium chloride to bis-acryl provisional material"
Presenter: Dr. Arely Denisse Garza
Mentor: Dr. Edward Monaco
Institution: University of Buffalo, Buffalo, NY.
13. Title: "Space requirements for titanium frameworks: treatment planning, surgical procedure, and prosthesis design"
Presenter 1: Dr. Carolina Cespedes
Presenter 2: Dr Dennis Waguespack
Mentor: Dr. William Nagy
Institution: Baylor College of Dentistry, Dallas, TX.
14. Title: "Survival characteristics of prefabricated cast and CAD-CAM implant abutments"
Presenter: Dr. Matilda Dhima
Mentor: Dr. Thomas Salinas
Institution: Mayo Clinic, Rochester, MN.

2011 TABLE CLINICS PROGRAM CONTINUED

15. Title: "Fatigue resistance of endodontically treated teeth with compromised tooth structure restored with three different post systems - preliminary results"
Presenter 1: Dr. Georgios Maroulakos
Presenter 2: Dr Carlos Sevilla
Mentor: Dr. William W. Nagy
Institution: Baylor College of Dentistry, Dallas, TX.
16. Title: "Nutritional assessment of edentulous patients before and after implant prosthodontic rehabilitation"
Presenter: Dr. Sharareh Tajbakhsh
Mentor: Dr. Jeffrey Rubenstein and Dr. Ariel Raigrodski
Institution: University of Washington, Seattle, WA.
17. Title: "The effect of grooves on retention and resistance of Procera crowns"
Presenter: Dr. Monica Parekh
Mentor: Dr. Carl Driscoll
Institution: University of Maryland Dental School, Baltimore, MD.
18. Title: "Direct and indirect post and cores: Case reviews"
Presenter 1: Dr. Paul Romriell
Presenter 2: Dr. Atsushi Nishigori
Mentor: Dr. John Levon
Institution: Indiana University, Indianapolis, IN.
19. Title: "New technique to remove all-ceramic resin bonded crowns"
Presenter 1: Dr. Michael Gurney
Presenter 2: Dr. Wesley Phillips
Mentor: Dr. Julie Holloway
Institution: The Ohio State University, Columbus, OH.
20. Title: "Use of non-rigid connector in fixed partial denture with pier abutment"
Presenter: Dr. Sary Salem Borzangy
Mentor: Dr. John Levon
Institution: Indiana University, Indianapolis, IN.
21. Title: "Use of cantilever rests in an implant-supported mandibular complete denture"
Presenter 1: Dr. Pavinee Chotiwannaporn
Presenter 2: Dr. Manrat Amornporncharoen
Mentor: Dr. John Levon
Institution: Indiana University, Indianapolis, IN.

2011 TABLE CLINICS PROGRAM CONTINUED

22. Title: "Functionally generated path for a pressed ceramic implant-retained prosthesis"
Presenter: Dr. David James Rusthoven
Mentor: Dr. Curtis Werking
Institution: Naval Postgraduate Dental School, Bethesda, MD.
23. Title: "Interdisciplinary treatment approach to restoring hemisected multi-rooted teeth"
Presenter: Dr. Maria D. Julia-Montanez
Mentor: Dr. Curtis Werking
Institution: Naval Postgraduate Dental School, Bethesda, MD.
24. Title: "Proper contour and esthetics using an alveolar model and IPS e-max"
Presenter: Dr. Eric D. Villarreal
Mentor: Dr. Curtis Werking
Institution: Naval Postgraduate Dental School, Bethesda, MD.
25. Title: "Equipoise hidden clasp; esthetic option for removable partial denture"
Presenter: Dr. Maher Saeed Hajjaj
Mentor: Dr. John Levon
Institution: Indiana University, Indianapolis, IN.
26. Title: "Analysis of crestal bone response to a maxillary anterior cantilevered implant"
Presenter 1: Dr. Annie Wilson
Presenter 2: Dr. Richard Derksen
Mentor: Dr. William Nagy
Institution: Baylor College of Dentistry, Dallas, TX.
27. Title: "Magnetically retained surgical guide"
Presenter: Dr. Junping Ma
Mentor: Dr. Ariel Raigrodski
Institution: University of Washington, Seattle, WA.
28. Title: "Immediate-load, retro-engineered, fixed mandibular hybrid via duplicate, dual-purpose implant bone reduction guide"
Presenter: Dr. Nicholas Egbert
Mentor: Dr. David Cagna
Institution: University of Tennessee, Memphis, TN.

2011 TABLE CLINICS PROGRAM CONTINUED

29. Title: "Digital dentistry: Emergence of recent technologies for improved patient care"
Presenter: Dr. Wael Att
Mentor: Dr. Joerg Strub
Institution: University Hospital Freiburg, Freiburg, Germany
30. Title: "Morphologic evaluation of the sealant interface of two self-etch cementation systems in root dentin"
Presenter 1: Dr. Rene C. Castro
Presenter 2: Dr. Sergio R. Sanchez
Mentor: Dr. Eduardo D. Calderon
Institution: University Finis Terrae, Santiago, Chile
31. Title: "Metamerism between core build-up composite dentin shades used in fixed prosthodontics and human dentin"
Presenter 1: Dr. Pablo D. Gutierrez
Presenter 2: Dr. David O. Rodriguez
Mentor: Dr. Eduardo D. Calderon
Institution: University Finis Terrae, Santiago, Chile
32. Title: "Von Willebrand's Disease – Will it affect treatment?"
Presenter: Dr. Lauren Bolding
Mentor: Dr. Carl Driscoll
Institution: University of Maryland, Baltimore, MD.
33. Title: "Oral rehabilitation with CAD-CAM lithium disilicate restorations: a case report"
Presenter: Dr. Sheena Allen
Mentor: Dr. Steve Brousseau
Institution: US Army Prosthodontic Residency Program, Fort Gordon, GA.
34. Title: "Goldenhar Syndrome: a case report"
Presenter: Dr. Garima Talwar
Mentor: Dr. Carl Driscoll
Institution: University of Maryland, Baltimore, MD.
35. Title: "A modified full-mouth adhesive rehabilitation"
Presenter: Dr. Tanawat Ritkajorn
Mentor: Dr. James R. Holtan
Institution: University of Minnesota, Minneapolis, MN.
36. Title: "Shear bond strength of two forms of opaque porcelain to the metal substructure"
Presenter: Dr. Mohammad D. Al-Amri
Institution: King Saud University, Riyadh, Saudi Arabia

2011 TABLE CLINICS PROGRAM CONTINUED

37. Title: "Utilization of 3-dimensional virtual computerized tomography technology in fixed implant prosthodontics"
Presenter: Dr. Elias M Rivera
Mentor: Dr. Guadalupe Garcia and Dr. Carl Driscoll
Institution: University of Maryland, Baltimore, MD.
38. Title: "Molar intrusion using a provisional fixed partial denture - a case report"
Presenter: Dr. Carlos A. Castro
Mentor: Dr. Kenneth Kurtz
Institution: New York University, New York, NY.
39. Title: "Mid-adulthood bone growth and its effects on the maxillary single implant"
Presenter: Dr. Bridget Wenning
Mentor: Dr. John Agar
Institution: University of Connecticut, Farmington, CT.
40. Title: "Predictable restorative platform placement using an implant surgical template with an adjustable sleeve: a technique"
Presenter 1: Dr. Sven Bone
Presenter 2: Dr. Maria Eager
Mentor: Dr. William Nagy
Institution: Baylor College of Dentistry, Dallas, TX.
41. Title: "Is CT-guided implant surgery more accurate? An in vivo investigation."
Presenter: Dr. Nathaniel Farley
Mentor: Dr. Nancy Clelland
Institution: The Ohio State University, Columbus, OH.
42. Title: "An alternative method of fabricating a custom tray using autopolymerizing acrylic resin"
Presenter: Dr. Jenn-Hwan Chen
Mentor: Dr William Nagy
Institution: Baylor College of Dentistry, Dallas, TX.
43. The second place "**Tylman Award Winner for 2011**"
Title: " A comparison of the cutting performance between single-use and multi-use diamond cutting rotary instruments with turbine and electric handpieces"
Presenter: Dr. Mario Rotella
Mentor: Dr. Carlo Ercoli
Institution: University of Rochester, Rochester, NY

THE AMERICAN ACADEMY OF FIXED PROSTHODONTICS
SIXTIETH ANNUAL SCIENTIFIC SESSION
FRIDAY, FEBRUARY 25, 2011

***“A Global Comprehensive Approach
to Prosthodontics”***

- 7:00AM Registration, 7th Floor Foyer
Continental Breakfast in Exhibit Hall, Salon III
- 8:00AM WELCOME: Dr. Stephen Rosenstiel, President
- 8:10 Introductory Remarks, Dr. Ariel Raigrodski and
Dr. John Townsend, Program Co-chairs
- 8:15 Dr. Henry Salama
*Restorative Alternative to Surgical Augmentation of the Hard
and Soft Tissues in the Esthetic Zone*
- 9:15 Dr. Inãki Gamborena
*Comprehensive Approach of Soft Tissue Manipulation
Around Implant-Supported Restorations*
- 10:00 **REFRESHMENT BREAK IN THE EXHIBITS HALL***
(All Members, Guests and Students Invited)
- 10:30 Dr. Jacopo Castelnovo
*Interdisciplinary Mouth Rehabilitation - The Private Practitioner's
Perspective*
- 11:15 Dr. Richard Roblee
*The Role of Orthodontics in Interdisciplinary Diagnosis and
Therapy*
- 12:00 Dr. Seok-Hwan Cho
2011 Tylman Award Winner
*The Effect of Multiple Firings on the Marginal Integrity of
Pressable Ceramic Single Crowns*
- 12:10 **ANNUAL MEMBER GUEST LUNCHEON**
5th Floor
- 1:40PM Dr. Joseph Kan
*Immediate Tooth Replacement in the Esthetic Zone: the
Chronicles 1996-2011*
- 2:30 Dr. Florian Beuer
*Complex Rehabilitation with CAD/CAM-fabricated Ceramic
Onlays*
- 3:15 **REFRESHMENT BREAK IN THE EXHIBITS HALL***
(All Members, Guests and Students Invited)
- 3:45 Mr. Hiro Tokotumi
The Art of Shade Matching: The Ceramist's Perspective
- 4:30 Dr. Marcos Vargas
*Maximizing Esthetics with Resin Composites in Daily
Practice*
- 5:15 Closing Comments
- 5:15-7:00 **ANNUAL MEMBER & GUEST COCKTAIL
RECEPTION**

THE AMERICAN ACADEMY OF FIXED PROSTHODONTICS
SIXTIETH ANNUAL SCIENTIFIC SESSION
SATURDAY, FEBRUARY 26, 2011

**“A Global Comprehensive Approach
to Prosthodontics”**

- 7:00AM Registration, 7th Floor Foyer
Continental Breakfast In Exhibit Hall, Salon III
- 8:00 Dr. Jeffrey Rubenstein
The Changing Face of Maxillofacial Prosthetics
- 8:45 Dr. Domenico Massironi
Precision Tooth Preparation for Esthetic Restorations
- 9:30 Dr. J. William Robbins
Dentofacial Diagnosis - Asking the Right Questions
- 10:15 **REFRESHMENT BREAK IN THE EXHIBITS HALL*
(All Members, Guests and Students Invited)**
- 10:45 Dr. Robert Kelly
The Science Behind All Ceramic Restorations
- 11:30 Dr. John Burgess
An Update on Dental Adhesion
- 12:15 **ANNUAL TABLE CLINIC SESSION & LIGHT
LUNCHEON**
FOOD SERVED IN THE FIFTH FLOOR BALLROOM &
7TH FLOOR EXHIBIT HALL (EXHIBITS WILL CLOSE
AT THE START OF THE AFTERNOON PROGRAM)
- 2:00 Dr. Galip Gurel
A Comprehensive Approach to Porcelain Laminate Veneers
- 2:45 Dr. Keng Mun Wong
*Facilitating Implant Success in the Esthetic Zone - the Eight
Keys to Success*
- 3:30 Dr. Stephen Chu
Managing Tooth Proportions, an Evidence Based Approach
- 4:20 TABLE CLINIC AWARDS
Dr. Flavio Rasetto
Table Clinics Committee Chair
- 4:30 CLOSING REMARKS
Dr. Ariel Raigrodski and Dr. John Townsend,
Program Co-chairs
Dr. Stephen Rosenstiel, President

*EXHIBITS WILL BE OPEN CONTINUOUSLY FROM 7:00AM TO 2:00 PM

**REFRESHMENTS WILL BE SERVED IN THE 7TH FLOOR EXHIBIT HALL

For more information about the Academy visit the AAFP Web site:
www.fixedprosthodontics.org



HENRY SALAMA

*Restorative Alternative to Surgical Augmentation of the Hard and Soft
Tissues in the Esthetic Zone*

Synopsis:

A single tooth implant-supported restoration frequently has a good potential for a successful esthetic result; however, it remains most challenging to provide similar esthetics for adjacent multiple tooth replacements. The reconstruction of an interdental papilla between adjacent implants is difficult due to the occurrence of alveolar bone remodeling following extraction. Three alternatives to surgical bone augmentation will be presented:

- Orthodontic “neogenesis” can often be combined with periodontal plastic surgery to establish the optimal foundation for functional and esthetic restorations. The benefits will be presented of “directional” orthodontic tooth movement in the non-surgical vertical enhancement of soft and hard tissue dimensions as part of esthetic ‘site development’.
- The “root submergence technique” can be utilized by inserting a pontic strategically between multiple implant supported abutments which can preserve underlying bone and thicken the soft tissue frame helping to create an interdental papilla. By maintaining the natural tooth root when possible through the ‘root submergence technique’ it is possible to preserve a much greater amount of surrounding tissue than the more commonly utilized “socket seal preservation technique”.
- “Artificial Gingiva” and its ability to enhance the esthetic result both in final tooth form as well as lip and facial support will be highlighted when teeth are no longer present in the deficient site. A special emphasis will be placed on the analysis, design, and benefits of the option of three dimensional prosthetic reconstruction of deficient ridges.

Curriculum Vitae:

Dr. Salama received his post-doctoral specialty certificates in both periodontics and periodontal-prosthesis, as well as fixed prosthodontics from the University of Pennsylvania. He is the former director of the Implant Research Center at the University of Pennsylvania.

Dr. Salama is currently in private practice in Atlanta limited to advanced restorative and implant therapy. His clinical research activities focus on long-term stability of esthetic soft tissue enhancement techniques, as well as immediate and early loading of root-form implants.



DR. INÁKI GAMBORENA

*Comprehensive Approach of Soft Tissue Manipulation
Around Implant-Supported Restorations*

Synopsis:

The aesthetic outcome and natural appearance of the implant supported restoration depends ultimately on the execution and understanding of the team participating in the different treatment phases. This presentation focuses on the different surgical criteria and current prosthetic techniques for maximizing the abundance of soft tissue around implants in conjunction with the role of the provisional restoration – a critical element for achieving gingival integration and aesthetic success.

Key concepts such as minimally invasive surgery, flapless designs with computer assisted surgical guides, the importance of soft tissue abundance, and the criteria for abutment designs and interfaces for soft tissue stability will be addressed. The timing, sequence, and techniques for prosthetic abutment insertion to ensure immediate and long term esthetic results surrounding implants will be presented.

The objectives of this lecture are to enable each attendee to understand and apply treatment principles related to:

1. soft tissue enhancement to maximize predictable esthetics,
2. abutment and crown contour designs for tissue stability and
3. abutment color and coping selection for an ultimate restoration.

Curriculum Vitae:

Dr. Gamborena is a dental graduate of the University Odontologica Dominicana. He continued with post graduate studies in occlusion, temporomandibular disorders, and restorative dentistry in Mexico. His prosthodontic specialty and masters degree were obtained at the University of Washington. He completed an implant fellowship program at University of Texas, Houston.

Dr. Gamborena has clinical teaching appointments at the University of Washington, University of Pennsylvania and Medical College of Georgia. He maintains a private practice in San Sebastian, Spain dedicated to esthetics, restorative dentistry and implants.



DR. JACOPO CASTELNUOVO

*Interdisciplinary Mouth Rehabilitation
The Private Practitioner's Perspective*

Synopsis:

Patients' growing expectations for an esthetic outcome of treatment requires the comprehensive correction of problems. This can become a challenge in complex patient situations. Even in private practice, as it happens in academic settings, it is of utmost importance to maintain the communication among different specialists during both the treatment planning phase and the clinical execution. Different disciplines such as restorative dentistry, orthodontics, periodontics, and implant dentistry cover precise roles in producing the best possible treatment that will guarantee a long-term esthetic, functional and biologically sound result.

Attendees will learn:

1. The interdisciplinary management of complex patient situations and
2. To apply a specific protocol sequence for the treatment of patients in need of full mouth reconstruction.

Curriculum Vitae:

Dr. Jacopo Castelnuovo graduated from the University of Rome – Tor Vergata, School of Dentistry, Italy in 1992. From 1994 to 1996 he was enrolled in the Combined Prosthodontics and Implant Dentistry Postgraduate Program at Loma Linda University School of Dentistry, USA where he also conducted research at the Biomaterials Research Center directed by Dr. A.H.L. Tjan. In 1999 he completed a three-year Postgraduate Program in Prosthodontics at the University of Washington School of Dentistry, Seattle Wa, USA, where he received a Certificate in Prosthodontics and a Master of Science in Dentistry degree. Founder of the COR-Center for Oral Rehabilitation, he maintains a private practice in Rome limited to Restorative and Implant Dentistry.



DR. RICHARD ROBLEE

The Role of Orthodontics in Interdisciplinary Diagnosis and Therapy

Synopsis:

Some of the most challenging restorative dilemmas are those that fall into a gray zone between traditional therapies. The complexities of diagnosing these problems, coupled with the lack of optimal treatment options, often lead to inappropriate treatment and disappointing compromises. This presentation will focus on an interdisciplinary approach to diagnosing the fundamental components of these complex problems and managing them by combining traditional therapies with new treatment options to ideally address the underlying issues and more predictably achieve success. These new options include surgically-facilitated orthodontic therapy utilizing corticotomies and single- or multiple-tooth osteotomies.

Participants will come to understand the following aspects of the orthodontic-prosthetic milieu:

- 1 Solutions to restorative dilemmas frequently fall into a “Gray Zone” between the different disciplines
- 2 An interdisciplinary approach is needed to properly diagnose and treatment plan these problems
- 3 Recent advances in the various disciplines now enable the interdisciplinary team to more predictably treat these problems

Curriculum Vitae:

Dr. Roblee practiced restorative dentistry in Dallas, Texas, before specializing in orthodontics at Baylor College of Dentistry. He is renowned for his work in esthetic dentistry, orthodontic techniques and interdisciplinary therapy. Dr. Roblee lectures extensively and is the author of numerous publications including a textbook entitled *Interdisciplinary Dentofacial Therapy*. He is an associate clinical professor at Baylor College of Dentistry in both the restorative and orthodontic departments. Dr. Roblee is a Diplomate of the American Board of Orthodontics and maintains a full-time practice in Fayetteville, Arkansas, with an emphasis on interdisciplinary therapy.

Friday, February 25, 2011
12:00 NOON



DR. SEOK-HWAN CHO

First Place Winner: Tylman Research Award

*The Effect of Multiple Firings on the Marginal Integrity of
Pressable Ceramic Single Crowns*

Synopsis:

One concern with pressable core ceramics is whether subsequent heat treatment during the layering and surface colorization procedures changes the marginal adaptation.

This presentation will focus on an in vitro study evaluating the effect of repeated firing cycles on the marginal discrepancy of veneered (layered) leucite and lithium disilicate based pressable ceramic complete crowns. Pressable ceramic single anterior crowns were fabricated from IPS Empress Esthetic and IPS e.max Press with two different finish line configurations (shoulder and chamfer). The marginal discrepancy change during 5 veneer firing cycles was evaluated with a light microscope at 4 predetermined locations.

Curriculum Vitae:

Dr. Cho received his DDS and an MS in dental materials from Seoul National University, Seoul, Korea, in 2000 and 2005. He completed his Graduate Program in Prosthodontics at Texas A&M Health Science Center, Baylor College of Dentistry, Dallas, Texas and was awarded a certificate and MS in Oral Biology in 2010. He also received the Robert S. Staffanou Memorial Graduate Prosthodontic Award as a graduating resident. Dr. Cho is currently an assistant professor and full-time faculty in the Department of General Dental Sciences, Marquette University, School of Dentistry in Milwaukee, Wisconsin.

Friday, February 25, 2011
12:10PM

ANNUAL ACADEMY LUNCHEON
CHICAGO BALLROOM
5th Floor

2011 STANLEY D. TYLMAN RESEARCH AWARDS*

Dr. Stan Vermilyea, Chair, Tylman Research Committee

FIRST PLACE AWARD

Dr. Seok-Hwan Cho

Baylor College of Dentistry

Research Supervisor: Dr. William W. Nagy

Program Director: Dr. William W. Nagy

SECOND PLACE AWARD

Dr. Mario Rotella

University of Rochester, Eastman Institute for Oral Health

Research Supervisor: Dr. Carlo Ercoli

Program Director: Dr. Carlo Ercoli

THIRD PLACE AWARD

Not awarded in 2011

CLAUDE R. BAKER AWARD

FOR EXCELLENCE IN TEACHING

PREDOCTORAL FIXED PROSTHODONTICS

Dr. Patchnee Rungruanganunt, Chair, Claude R. Baker Teaching Award Committee

Dr. Lillian M. Mitchell

2011 Recipient

COMMITTEE FOR THE GARVER-STAFFANOU PROSTHODONTIC PROGRAM DIRECTOR'S AWARD FOR EXCELLENCE

Dr. Steve Morgano, Chair, Garver-Staffanou Award Committee

Dr. Carl Jerry Andres

2011 Recipient

GEORGE H. MOULTON AWARD

OUTSTANDING ACHIEVEMENT IN THE ART AND
SCIENCE OF FIXED PROSTHODONTICS

Dr. Charles Goodacre, Chair, George H. Moulton Award Committee

Dr. Bill B. Lefler, Major General (retired)

United States Army

2011 Recipient

PRESENTATION OF NEW AAFP MEMBERS

Dr. David Burns, Chair, Credentials Committee

**We wish to acknowledge the generous support of
The Editorial Council of the Journal of Prosthetic Dentistry
for the Tylman Research Program.*



DR. JOSEPH KAN

Immediate Tooth Replacement in the Esthetic Zone: The Chronicles 1996-2011

Synopsis:

To create an implant papilla that emulates nature is a fusion of science and art. Understanding the biologic and physiologic limitations of the soft and hard tissue will facilitate predictability in simple to complex esthetic situations.

This presentation will focus on current treatment philosophies and methodologies for papilla management around single and multiple adjacent implants in the esthetic zone. Equal emphasis will be placed on the diagnosis, treatment planning, surgical and prosthetic management of soft and hard tissue.

Participants will come to understand, and be able to apply, the following principles of esthetics in restorative dentistry:

1. Prognostic variables for long-term successful immediate tooth replacement
2. Gingival biotype; diagnosis, management and conversion
3. Buccal bone remodeling following ridge preservation or immediate implant placement; can we avoid it?

Curriculum Vitae:

Dr. Kan completed Prosthodontics and Implant Dentistry from Loma Linda University School of Dentistry (LLUSD) in 1997. He is a Professor at LLUSD and maintains a private practice limited to Prosthodontics and Implant Surgery. He is the recipient of the 1997 Best Research Award from Academy of Osseointegration, 2003 Judson Hickey Award from Journal of Prosthetic Dentistry, and 2005 Robert James Achievement Award in Implant Dentistry.



DR. FLORIAN BEUER

Complex Rehabilitation with CAD/CAM-fabricated Ceramic Onlays

Synopsis:

Dental restorations produced with computer assistance have become more common in recent years. New software tools and new ceramic materials like lithium disilicate have increased the field of application. Now CAD/CAM technology can be used for complex restorations as full mouth rehabilitations including increasing the vertical dimension.

This presentation gives an overview of necessary CAD/CAM equipment and demonstrates the procedure step-by-step.

The objectives of the lecture are to:

1. provide general information on the digital workflow,
2. explain material selection for different indications and
3. present a clinical procedure for increasing the vertical dimension.

Curriculum Vitae:

Dr. Beuer was born 1974 in Moosburg, Germany and graduated from Munich Dental School in 1999. He worked in private practice for two years. Then he joined the Prosthetic Department at Munich Dental School as Assistant Professor and received his Dr med. dent degree in 2002. From 2007 to 2008 he was conducting research as visiting Professor at Pacific Dental Institute, Portland, Oregon (Director: John A. Sorensen DMD, PhD). In 2009 he received his PhD-degree in Prosthodontics from Ludwig Maximilians University. Since 2009 he serves as associate Professor at the Department of Prosthodontics in Munich Dental School. He is married and has two daughters.



HIRO TOKOTUMI

The Art of Shade Matching: The Ceramist's Perspective

Synopsis:

Snow White and Transparence represent the opposite ends of the spectrum. Yet while they appear to have completely different characteristics, physiologically they both are categorized as colorless without having hue and chroma. Chromatically, the change from white to black has been termed value. But from the dental prosthetic color point of view, value may be the change from white to transparence. In dental prosthetics, snow white and transparence could become the base of the color. The purpose of this lecture is to discuss the art of shade matching from the ceramist's perspective and to demonstrate a technique for creating "rich white", which facilitates richness and transparence, by applying porcelain on the dentin base layer.

The objectives of the lecture are:

1. to instruct dentists in providing their ceramists with the type of quality shade information necessary for patient satisfaction,
2. to present an effective method for shade matching at chairside and
3. to introduce a concept for selecting porcelain powders to produce a shade matching crown based on color science.

Curriculum Vitae:

Mr. Hiro Tokotumi proceeded to a Post Graduate Course at Osaka Ceramic Training School after graduating from College of Kumamoto Dental Technology in 1993. He started his career as a dental technician in 1994 and moved to the USA to join Cusp Dental Research, Inc. in Boston in 1998. Since then, he has been focusing on ceramic restorations. His skills have continued to grow and develop with the collaboration with several Universities which has been focusing on esthetic and precision restorations.

Friday, February 25, 2011
4:30PM



MARCOS VARGAS

Maximizing Esthetics with Resin Composites in Daily Practice

Synopsis:

Patient demands for esthetic and conservative dentistry has emphasized the need to produce life-like anterior restorations. Resin composite materials with expanded shades, various opacities and improved handling have the potential to produce functional, long lasting, personally rewarding, cost effective, predictable and highly esthetic direct anterior restorations in daily practice. Knowledge and understanding of the optical properties of tooth structure, the restorative material and the techniques will result/translate into successfully achieving imperceptible direct anterior esthetic restorations. This presentation will focus on teaching modern resin composite materials and techniques to achieve success with direct resin composites in daily practice. Shade selection, cavity preparation for esthetic results, layering, contouring and polishing will be presented.

After completing this lecture the dental practitioner will be able to:

1. Select shade for restoring teeth with resin composite
2. Produce cavity preparations for blending of resin composite
3. Finish resin composites to emulate tooth structure

Curriculum Vitae:

Dr. Marcos Vargas graduated from the Cayetano Heredia University School of Dentistry in Lima, Peru in 1985. From 1990 to 1992, he was in the AEGD program at the Eastman Dental Center in Rochester, New York. Dr. Vargas received his certificate and Master's degree in operative dentistry in 1994 at the University of Iowa, where he is currently a professor in the Department of Family Dentistry. His primary research interests are in the area of dental materials including glass ionomers, dentin bonding, composite resins and aesthetic dentistry. Dr. Vargas has been published extensively in the area of dental adhesion and resin composites for over 15 years. He maintains a private practice limited to operative dentistry with an emphasis on aesthetic dentistry.



JEFFREY RUBENSTEIN
The Changing Face of Maxillofacial Prosthetics

Synopsis:

Osseointegration's introduction in the 1980's led to intra-oral rehabilitation for maxillofacial prosthetic rehabilitation. Vascularized free flap reconstructions have further challenged maxillofacial implant prosthodontic treatment for patients seeking improved oral function.


This presentation will have a clinical focus demonstrating the challenges and changes that have occurred in maxillofacial prosthetic rehabilitation. For patients seeking such rehabilitation, the 21st century approach offers alternatives that otherwise would have been treated with maxillary and mandibular removable tooth and/or tissue borne prostheses.

This presentation will provide the attendees information regarding,

1. The importance of vigilance as regards oral cancer screening
2. An overview of the past, present, and future directions of maxillofacial prosthetic intra- and extra-oral rehabilitation
3. Defining the differences between surgical reconstruction and prosthodontic rehabilitation
4. The treatment protocols developed for rehabilitating anatomical compromise resulting from malignancy, congenital, and trauma using osseointegration as a foundation.

Curriculum Vitae:

Jeffrey Rubenstein is Professor and the Director of Maxillofacial Prosthetic Service at the University of Washington School of Dentistry. He completed his B.A. at Rutgers College, D.M.D. at Tufts University, G.P.R. at Lancaster Cleft Palate Clinic and obtained his M.S. and Certificate in Prosthodontics from M.D. Anderson Hospital and the University of Texas. In 1980 he joined the Faculty at Harvard School of Dental Medicine participating in the Department of Implant Dentistry. Since 1989 he has been a full time faculty member in the School of Dentistry at the University of Washington. Dr. Rubenstein is a Diplomate of the American Board of Prosthodontics and Fellow of the American College of Prosthodontists. He is a Fellow of the Academy of Prosthodontics and a member of the Academy of Osseointegration. He is also a Fellow and past president of the American Academy of Maxillofacial Prosthetics and the Washington State Society of Prosthodontics.



DOMENICO MASSIRONI
Precision Tooth Preparation for Esthetic Restorations

Synopsis:

Precision, function and aesthetics are the main aims of prosthetic dentistry. Precision in metal ceramic prosthetic fixed restorations provide the best marginal seal. Methods used to produce good marginal integrity in metal-ceramics may also be adopted for all-ceramic restorations and laminate veneers. This presentation will discuss the concepts of precision and aesthetics pertinent to a full spectrum of restoration type and materials.

In our opinion the most important step is the preparation of the tooth with rotating and non rotating instruments. In our daily practice the magnification vision with the operative microscope is fundamental, especially to achieve the good marginal preparation using sonic technology without rotating movement.

Participants will learn how to perform instrumentation for successful tooth preparation for crowns and laminate veneers, including the following:

- 1 understand the importance of tooth preparation design to achieve better esthetic and precision results with the microscope
- 2 learn how to prepare a precision finish line design
- 3 find out how to create the modified chamfer design

Curriculum Vitae:

Domenico Massironi, MD, DMD, has a well-established private practice in Milan, Italy, specializing in implants and prosthodontics using the stereomicroscope since 1988. He is the author of several books, including *Precision in Prosthetic Restoration* and the recent *Precision in Dental Esthetics* (coauthored with Romeo Pascetta and Giuseppe Romeo). He is an active member of European Academy of Esthetic Dentistry (EAED) Diplomate of ICOI (International Congress of Oral Implantologists) and Active Member of AMED (Academy of Microscope Enhanced Dentistry) and lectures both nationally and internationally.

Saturday, February 26, 2011
9:30AM



J. WILLIAM ROBBINS
Dentofacial Diagnosis - Asking the Right Questions

Synopsis:

Traditional diagnosis and treatment planning of the dental patient is only effective for single tooth dentistry. Historically, treatment questions were answered using mounted study casts, in conjunction with clinical charting which consisted of restorative, pulpal, periodontal, occlusal, and radiographic data. Although these data are still essential, none of this information provides a starting place for treatment planning the complex restorative patient. This lecture will present a systematic approach to dentofacial diagnosis with a new set of questions.

Upon completion of the lecture the participant will be able to:

1. describe the 4 “Global Diagnoses”,
2. list the 5 “CORE Questions” that lead to the Global Diagnoses and
3. discuss treatment options for each of the Global Diagnoses,

Curriculum Vitae:

J. William Robbins, D.D.S., M.A., maintains a full-time private practice and is Clinical Professor in the Department of General Dentistry at the University of Texas Health Science Center at San Antonio Dental School. He graduated from the University of Tennessee Dental School in 1973, and completed 3 years of general practice residency with the Veteran’s Administration.



ROBERT KELLY

The Science Behind All-Ceramic Restorations

Synopsis:

All-ceramic systems can be classified as being predominantly glassy, filled glasses, or polycrystalline from which either monolithic or layered prostheses can be fabricated by the sintering of powders, pressing processes or via automated CAD/CAM machining. Whew – anyone confused? This talk will help organize your understanding of ceramic systems and present both engineering and clinical rationales behind practical techniques for optimizing durability and esthetics. Clinical data will be reviewed in support of indications and contra-indications for specific all-ceramic systems.

The goals of the presentation are to:

- 1 Explore a simplified (but correct) classification system for all-ceramic systems;
- 2 Review indications for clinical use derived from clinical studies and what is known about optimizing esthetics and durability;
- 3 Receive an update on the status of zirconia. Is the end of porcelain chipping possibly in sight?

Curriculum Vitae:

J. Robert Kelly teaches biomaterials and prosthodontics and is Director, Dental Clinical Research Center at the University of Connecticut. His academic credentials include the D.D.S., an M.S. in dental materials science, the D.Med. Sc. in oral biology and a Certificate in prosthodontics. He is Vice Chairman of the ADA's Standards Committee on Dental Products and President Elect of the AAFP. Dr. Kelly has received awards for biomedical research (Harvard/MIT), research and post-graduate education (Association of Military Surgeons of the United States) and as a clinician/researcher (American College of Prosthodontists).



JOHN BURGESS
An Update on Dental Adhesion

Synopsis:

This clinically oriented discussion compares traditional and newly developed dental adhesives and compares their clinical success. The course is designed to improve your practice of dentistry by demonstrating which material works, where they are successful and will demonstrate successful techniques to handle many of your everyday clinical problems. It will not eliminate staffing problems, provide instant financial success, eliminate the recession nor promote weight loss but it will provide an evidence based approach to many controversies surrounding clinical dentistry and supply answers to many of your questions. Understand why adhesives work rather than hear, "It works for me". You will see the results from clinical trials and laboratory studies which will be presented and discussed to illustrate when and where adhesives should be used. The presentation is designed as a clinical update. This fast paced course will improve your dental practice as well as your selection of adhesives and is designed to provide information that can be used the following clinic day.

The educational objectives of this presentation follow:

1. the most effective total etch and self etching bonding agents
2. five keys for obtaining the best clinical performance with any bonding agent
3. how to improve long term dentin bond success with total etch bonding agents and
4. which bonding agents are best for indirect bonding procedures.

Curriculum Vitae:

Dr. John O. Burgess is a graduate of Emory University School of Dentistry. He received his M.S. in Biomedical Sciences from the University of Texas Health Science Center in Houston, Texas, completed a one year General Practice Residency and a two year General Dentistry Residency.

Currently Dr. Burgess is the assistant Dean for Clinical research at the University of Alabama at Birmingham as well as Director of the Graduate Biomaterials Program. He has served as a military consultant in general dentistry to the Air Force Surgeon General. He received certification from the American Board of Dentistry and is a diplomate of the Federal Services Board of General Dentistry. He is a member of the American Academy of Esthetic Dentistry, The Academy of Restorative Dentistry, the American Dental Association, the American and International Association for Dental Research, and the Academy of Operative Dentistry. Dr. Burgess is a fellow of the Academy of Dental Materials and the American College of Dentists. A prolific researcher, Dr. Burgess has published more than 300 publications and has received research funding from the NIDCR and industry. He is a reviewer for four dental journals, a member of the Advisory Board for the Dental Advisor and the Editorial Board for Inside Dentistry. He is a past chair of the Biomaterials Section of the American Association for Dental Schools and has served on the Executive Board for the American Association for Dental Research. Currently he is a member of the American Dental Association's Council on Scientific Affairs and a member of two ADA MD 156 committees on specification development for materials and devices. He is active in clinical evaluations of dental materials and is an investigator on clinical protocols evaluating adhesives, ceramic restoratives, low shrinkage posterior composites, self adhesive composite resins, digital and conventional impression materials. Dr. Burgess lectures extensively nationally and internationally and has presented more than 900 continuing education courses.

Saturday, February 26, 2011
2:00PM



GALIP GUREL

A Comprehensive Approach to Porcelain Laminate Veneers

Synopsis:

The enhancement of facial beauty is one of the primary goals of patients seeking elective dental care. The lower one-third of the face has a major impact on the perception of facial aesthetics, and influences the overall facial appearance.

Once the ideal relationship between the restoration and the facial soft tissues is achieved, improvements in natural beauty can be expected to follow. By improving deficient facial proportion and integumental form, surgeons, orthodontists, and restorative dentists have the unique opportunity to weave these aesthetic needs and the creation of a pleasing smile into the fabric of their comprehensive treatment planning.

After treatment planning, wax-ups, silicone indices and related techniques such as APR (Aesthetic Pre Recontouring), APT (Aesthetic Pre-evaluative Temporaries) and preparation through the APTs, will all assist in predictable tooth preparation.

The importance of minimally-invasive dentistry will be emphasized. This is possible when the appropriate tooth position is established, minimizing the need for soft or hard tissue removal. This requires an interdisciplinary team where treatment planning and treatment challenges can be discussed in a collaborative environment. This lecture will also emphasize pink esthetics.

Following this lecture each attendee should have an increased understanding of:

1. interdisciplinary aesthetic treatment planning,
2. the use of restorative, orthodontic or periodontic tools in aesthetic dentistry,
3. minimally invasive tooth preparation techniques and
4. maximum and predictable communication between specialists.

Curriculum Vitae:

Dr. Galip Gurel graduated from the University of Istanbul, Dental School in 1981. He continued his education at the University of Kentucky, Department of Prosthodontics and received his MSC degree from Yeditepe University in, Istanbul.

Dr. Gurel is the founder and honorary president of the Turkish Academy of Aesthetic Dentistry. He is the President of the European Academy of Esthetic Dentistry for 2011 & 2012, a member of the American Society for Dental Aesthetics and the honorary diplomate of the American Board of Aesthetic Dentistry.

Dr. Gurel is also the editor-in-chief of the Quintessence Magazine (Turkey) and on the editorial board of the journal of the American Academy of Cosmetic Dentistry, Practical Procedures & Aesthetic Dentistry, and the EJED European Journal of Esthetic Dentistry. He is the author of "The Science and Art of Porcelain Laminate Veneers" published by Quintessence publications in 2003 translated into 10 different languages.

Dr. Gurel has presented lectures dental aesthetics internationally on he topic of dental aesthetics and he gives post graduate lectures on aesthetics at New York University, and Yeditepe University in Turkey. His practice in Istanbul is limited to in Aesthetic Dentistry.



KENG MUN WONG
Facilitating Implant Success in the Esthetic Zone
The 8 Keys to Clinical Success

Synopsis:

The focus on aesthetic outcome around implant restorations in the aesthetic zone has intensified. With better knowledge in aesthetic implant treatment planning and smile analysis, we are in a better position to address our patient's aesthetic concerns. Proper clinical diagnosis, updated clinical and surgical techniques as well as good laboratory support are essential to ensure long-term predictable outcome in these cases. This lecture will focus on the techniques and materials required to perform excellent indirect restoration and aesthetic implant restorations in everyday practice.

This presentation will enable each attendee to

1. understand the importance of provisional support
2. know when to use root submergence technique
3. determine whether immediate implants are suitable for all hopeless teeth
4. understand the merits of periapical radiograph guided surgery and
5. know how to create pontic sites

Curriculum Vitae:

Dr. Wong received specialized training in prosthodontics and earned his MSD and Certificate in Prosthodontics at the University of Washington, USA.

He has lectured internationally. In 2002 Dr. Wong was honored as the best presenter at the Annual Meeting of the AAID held at the Universal City, California. In 2004, he was invited by the International Federation of Esthetic Dentistry and European Academy of Esthetic Dentistry to speak in Venice. In 2009, he was invited by the American Academy of Esthetic Dentistry to lecture in Las Vegas, USA.

Dr. Wong is Affiliate Assistant Professor at the University of Washington, USA. He is currently the Managing Director of T32 Dental Centre and Chairman of International Dental Academy.



STEPHEN CHU

Managing Tooth Proportions, an Evidence Based Approach

Synopsis:

Comprehensive treatment planning of the complex aesthetic restorative case involving teeth and implants can be challenging. The key to success is to diagnose and develop predictable strategies in patient care. This presentation will focus on the diagnosis of dental and gingival discrepancies and the latest research in quantitative biometry will be presented. Treatment solutions will focus on interdisciplinary therapies including orthodontics, periodontics, restorative, and implant dentistry as well as innovative instrumentation to obtain these goals.

After this presentation, the attendee should be able to:

1. analyze oral tissues of patients with tooth size, shape, and gingival architecture problems, and to provide treatment involving interdisciplinary therapeutic techniques and
2. incorporate implant therapy in the treatment of the partially edentulous premaxilla.

Curriculum Vitae:

Dr. Stephen Chu is an Associate Professor in the Department of Prosthodontics, Director of Aesthetic Education and Material Sciences and Co-Director of the Implant and Aesthetic Continuums at Columbia University School of Dentistry. He also maintains a private practice in fixed prosthodontics in New York City. Dr. Chu is a chapter contributor to *The Science and Art of Porcelain Laminate Veneers* [Gurel, G., Quintessence Publishing, 2003] and has published 23 articles and given over 100 lectures nationally and internationally on the subjects of aesthetic, restorative, and implant dentistry. He has co-authored *The Fundamentals of Color: Shade Matching and Communication in Esthetic Dentistry* [Chu, S.J., Devigus, A., Mieszko, A., Quintessence Publishing Co, 2004] and *Aesthetic Restorative Dentistry: Principles and Practice* [Tarnow, D.P., Chu, S.J., Kim, J.J., Montage Media Corp., 2008]. Dr. Chu is Prosthodontics Section Editor of *Practical Procedures and Aesthetic Dentistry*, and is on the editorial review board of the *European Journal of Esthetic Dentistry*, *IJOMI*, *Compendium*, *Journal of Esthetic and Restorative Dentistry*.

Reserve Speaker



YEN-WEI CHEN

Functional Considerations in Treatment Planning the Biomechanically Compromised Dentition

Synopsis:

The predictability of long-term treatment outcomes when restoring the biomechanically compromised dentition in complete-mouth comprehensive patient care, should be weighed against patients' occlusal dysfunction and parafunctional habits in the context of the ability of the patient and the treating team to address the etiology of the biomechanical compromise. If the etiology of tooth-structure-loss is addressed and managed over time, and the patient demonstrates no signs or symptoms of dysfunction or parafunctional habits, then the biomechanically compromised dentition may be restored predictably. In contrast, if such a patient presents with functional concerns, the likelihood of tooth fracture may increase and the course of treatment must be cautiously determined. Alternative treatment solutions, such as different types of implant-supported restorations, may be considered with the thought of a prospective need to manage prosthetic complications over time.

This lecture will serve to:

1. facilitate the understanding and assessment of the functional and biomechanical causes of compromised dentitions and
2. explain how differences in functional risk may affect the predictability of long-term treatment outcomes when restoring the biomechanically compromised dentition.

Curriculum Vitae:

Dr. Yen-Wei Chen graduated with a DDS degree from Taipei Medical University in 1998, followed by a Certificate in General Practice Residency in 2001. He practiced general dentistry from 2001 to 2004, then earned a Certificate in Prosthodontics and a Master of Science in Dentistry degree from the University of Washington Graduate Prosthodontics program. Currently, he serves as an affiliate faculty at the department of Restorative Dentistry at the University of Washington. Dr. Chen is a member of the American College of Prosthodontists and is board-eligible for the American Board of Prosthodontics. His research interests include the biocompatibility of dental materials and CAD/CAM technology applied in implant restorations. Dr. Chen has presented his research and clinical work at several scientific meetings both nationally and internationally, and has authored clinical articles in various peer reviewed journals.

Reserve Speaker



NEIL L. STARR

The Composite Mockup - An Invaluable Diagnostic Tool for Achieving Functional and Esthetic Outcomes

Synopsis:

The chairside composite mockup has become an invaluable diagnostic tool for clinician, laboratory technician and patient. This diagnostic mockup is a method of simulating the size, shape, form and position of the tooth within the arch. It locates the teeth optimally within the patient's smile. It provides the technician with an incisal plane reference guide, and ideal vertical alignment of the tooth forms. Additionally, it helps envision the ideal gingival parabolic architecture for each tooth at the appropriate level. The educational and psychological impact for the patient, when performed as part of the diagnostic workup can be enormous. This presentation is a "Case-Based Study Approach" to achieving comprehensive interdisciplinary treatment outcomes.

This presentation will teach the attendee:

1. how to perform a chairside composite diagnostic mockup,
2. which photographs to take at the chairside mockup for effective communication and
3. how to utilize the photos of the mockup at the time of treatment consultation.

Curriculum Vitae:

Dr. Neil L. Starr received post-doctoral certificates in Periodontics and Fixed Prosthodontics at the University of Pennsylvania, in 1979. He is an Associate Adjunct Clinical Professor at the University of Pennsylvania, Department of Postdoctoral Periodontics and a Clinical Adjunct Associate Professor at the University of Maryland, Department of Periodontics.

Dr. Starr has been lecturing nationally and internationally to groups of surgeons and restorative dentists for many years. He has authored a series of articles on treatment planning and sequencing therapy in the comprehensive treatment of the partially edentulous case, appearing in the inaugural issue of the Seattle Study Club Journal and the Scientific Issue of the Alpha Omegan. His clinical articles have appeared in the Compendium of Continuing Education in Dentistry, the International Journal of Periodontics and Restorative Dentistry, and Quintessence of Dental Technology. He contributed a textbook chapter for "Periodontics, Medicine, Surgery, and Implants", Mosby, St. Louis 2004, titled "Restoration of the Periodontally Compromised Dentition", and most recently, two chapters to the textbook "Interdisciplinary Treatment Planning – Principles, Design, Implementation" (Quintessence Publishing C., Inc., 2008), titled "Establishing a Stable Occlusal Scheme" and "A Comprehensive Approach to Treatment With and Without Endosseous Implants". Dr. Starr maintains a private practice in Prosthodontics, in Washington, D.C.



Dr. Charles Goodacre
2012 Program Chair

Sixty-first Annual Session
FRIDAY, FEBRUARY 24, 2012

Emerging Technologies and Strategies

Dr. Werner Mörmann
A Perspective on the Development of CAD/CAM Restorations

Dr. Andy Koenigsberg
Evaluating the In-Office CAD/CAM Lab – An Analysis of Costs and Benefits

Dr. Lyndon Cooper
Innovations and Applications of CAD/CAM Technology to Clinical Prosthodontics

Dr. Ariel Raigrodski
Zirconia Based Restorations: What have we learned?

Dr. Clark Stanford
Emerging Strategies for Treating Patients with Craniofacial Anomalies

Dr. Jaime Lozada
New Technologies in the Surgical Placement of Dental Implants and Associated Surgical Procedures

Dr. Eugene Roberts, Jr.
Emerging Technologies in Interdisciplinary Care

Dr. Chandur Wadhvani and Dr. Alfonso Pineyro
Crown Cementation Strategies for Dental Implants

*Please join in the excellence of fixed prosthodontics...
the 2012 scientific session of the
American Academy of Fixed Prosthodontics.*

Sixty-first Annual Session
SATURDAY, FEBRUARY 25, 2012

Emerging Technologies and Strategies

Dr. Cherilyn Sheets
Tooth Crack Detection

Dr. Lawrence Brecht
*Emerging Technologies with Cleft Lip & Palate
Patients*

Dr. Michael Kahn
Key Issues of Diagnostic Tools/Devices

Dr. David Gratton
*Current and Emerging Technologies in Dental
Office-Laboratory Design*

Dr. Roger Levin
*New Strategies for Practice Success in a Changing
Economy*

Dr. Bob Frazer
*The Science of Emotional Intelligence, It's Affect on
Leadership and Patient Acceptance*

Dr. Rade Paravina
Visual Shade Selection

Dr. Dan Nathanson
Digital Shade Selection

